




The National Horseshoe Pitchers Association



NEWSLINE

VOL. 9 NO. 5

SEPTEMBER / OCTOBER 1997




**KITCHENER
MEMORIAL AUDITORIUM
COMPLEX**

More than just ice!
Kitchener • Ontario • Canada



**1997 WORLD
HORSESHOE PITCHING
TOURNAMENT**



The BASICS of HORSESHOE PITCHING

This easy to follow and highly Informative video is a real assist to the first time or relatively inexperienced pitcher.

Slow motion frames will help even the experienced pitcher improve their turns.

The three most popular grips are demonstrated, all showing the stance, swing, step, release and follow through.

Segments on equipment, court layout, rules and scoring.

An ideal teaching video endorsed by the NHPA
\$14.95 postpaid through any NHPA Distributor.

NHPA GAME RELATED SALES DISTRIBUTORS

EDWARD A. DOMEY
National Buyer
 P.O. Box 298
 Sutton, Massachusetts 01590
 (508) 865-9477 Phone or Fax

WALLY SHIPLEY
 2646 Basswood Street
 Newport Beach, California 92660
 (714) 760-3658

DENNIS OHMS
 777 W. Midvalley Road
 Cedar City, Utah 84720
 (801) 586-9352

CURLY SEIBOLD
 1043 Grayston Avenue
 Huntington, Indiana 46750
 (800) 356-3489

GEORGE ANDERSON
 1869 Mourning Dove Drive
 Palm Harbor, Florida 34683
 (813) 786-1128

DAVE & PAT SENER
 6052 W. Broadway, Apt. 1
 New Hope, Minnesota 55428
 (612) 533-8140 Local area
 (800) 584-0194 Out of area

HORSESHOE PRO SHOP
 1240 S. 17th St.
 Columbus, Ohio 43206
 (614) 444-2127 Phone
 (614) 444-9976 Fax
 1-888-225-3547

**Support Your
 National Horseshoe
 Pitchers Association**

Contact a Distributor near you for the products shown in this ad and many other Game Related Items available from NHPA Game Related Sales.

NHPA NATIONAL OFFICERS

PRESIDENT: DAVE LOUCKS, 140 Sierra Blanca Ct., Grass Valley, CA 95945 916-477-3335

1ST VICE PRESIDENT: EARL WINSTON, 10326 Highway D, LaMonte, MO 65337 816-563-3536

2ND VICE PRESIDENT: CASEY SLUYS, 1721 San Ramon Way, Santa Rosa, CA 95409 707-538-3128

3RD VICE PRESIDENT: BEVERLY BORN, RR 2, Box 198-A, Shattuck, OK 73858 405-938-2406

4TH VICE PRESIDENT: BONNIE SEIBOLD, 1043 Grayston Ave., Huntington, IN 46750 219-356-3489

5TH VICE PRESIDENT: PAUL STEWART, 1043 Old Mountain Rd., Statesville, NC 28677 704-528-5081

SECRETARY/TREASURER: DICK HANSEN, 3085 76th St., Franksville, WI 53126 414-835-9108

PROGRAM & COMMITTEE DIRECTORS

GAME RELATED SALES: ED DOMEY, P.O. Box 298, Sutton, MA 01590 508-865-9477

NATIONAL PROMOTION: BOB DUNN, 6417 Georgia Ave. No., Brooklyn Park, MN 55428 612-535-3884

PUBLICITY: BOB CHAMPION, 5505 Valmont #176, Boulder, CO 80301 303-449-8395

HISTORIAN: GARY KLINE, 605 Brantly Ave., Dayton, OH 45404 513-236-7206

NATSTATS: GLENN JAMIESON, 3231 Vineyard Ave., #17, Pleasanton, CA 94566-6359 510-462-6030

VIDEO SALES: SOL BERMAN, (Nov.-May) PGA National 1 Wycliff Rd., Palm Beach Gardens, FL 33418 407-626-8507. (May-Nov.) Clearbrook 319A Persica Plaza, Cranbury, NJ 08512 609-655-3471

BYLAWS: 4th VP, BONNIE SEIBOLD

GRIEVANCE & INSURANCE: 4th VP, BONNIE SEIBOLD

HALL OF FAME: 1st VP, EARL WINSTON

REGIONAL DIRECTORS: 5th VP, PAUL STEWART

RULES: 2nd VP, CASEY SLUYS

SANCTIONED CLUB/LEAGUE: 3rd VP, BEVERLY BORN

SPEAKERS BUREAU: 4th VP, BONNIE SEIBOLD

NHPA NEWSLINE

PUBLISHER / EDITOR: DAVE LOUCKS

TYPESETTING / LAYOUT: KIM ROGERS, KIM ART

PUBLISHER'S POLICY: NHPA *Newsline* is the official magazine of the National Horseshoe Pitchers Association. The contents may not be reproduced in any manner without prior permission of the Editor. Six issues are published annually on a bimonthly basis with an occasional special issue. Back issues or additional copies of *Newsline*, subject to availability, are \$3.00 each postage included. Requests with payment for back issues should be sent directly to the NHPA *Newsline* Publisher:

140 Sierra Blanca Ct., Grass Valley, CA 95945.


SUBSCRIPTION POLICY: The annual subscription price is \$12.00 in the United States which includes postage via discounted third-class, commonly called Bulk Rate Mail. Canadian subscriptions are \$20.00. All new subscriptions, renewals, payment and changes of address must be sent directly to:

NHPA
3085 76th Street, Franksville, WI 53126
Phone/Fax (414) 835-9108

ADVERTISING POLICY: The publisher reserves the right to refuse any ad. All ads accepted must be paid for in advance and meet specific format and mechanical requirements. The publication of any ad is not necessarily an endorsement of the advertiser nor the featured product or service. Rate inquiries, ad copy and fee should be sent to: NHPA *Newsline*

140 Sierra Blanca Ct., Grass Valley, CA 95945.
Phone or Fax (916) 477-3335.

LETTERS POLICY: *Newsline* welcomes communication and articles from the membership. Submissions should be typed, double spaced and include the writer's name, address and phone number. The editor reserves the right to accept or reject any letter or advertising material. All submissions are subject to editing, available space, and must be received by the first day of the month preceding the date of issue.



C O N T E N T S

President's Message	4
State Officers Meeting	5
Sanctioned Club/League Meeting <i>by Bev Born</i>	6
Regional Directors' Meeting <i>by Paul Stewart</i>	7
Hall of Fame <i>by Earl Winston</i>	8
NHPA Website Popular Attraction at World <i>by Paul Stewart</i>	9
Rules and World Tournament Judging <i>by Casey Sluys</i>	11
Awards Night	12
On Top of the World <i>by Ed Quigley</i>	13
World Tournament Overview	14
1997 World Horseshoe Pitching Champions	17
Tournament Travel Contacts	70

WORLD TOURNAMENT RESULTS

Men's Division	18
Senior Men's Division	44
30' Elder Division	50
Women's Division	54
Senior Women's Division	64
Jr. Boys Division	65
Jr. Girls Division	66
Jr. Mixed Division	67

PAID ADVERTISEMENTS

Imperial Horseshoes	5
Deadeye Horseshoes	6
Hi Temp Stay On	7
Ted Allen Horseshoes	8
Glory Horseshoes	10
Mustang Horseshoes	11
Gordon Horseshoes	16
Six Pac Horseshoes	16
Bill Vanderburg Horseshoes	70
St. Pierre	Back Cover

ON OUR COVER

Kitchener Memorial Auditorium Complex.

President's Message

This year, the word "World" in front of Tournament probably was more suitable than ever before. The World is a big place, and while horseshoe pitching is still only played in a handful of countries, 1997 marked the first time the World Tournament has been held outside the confines of the United States. Canada is second to the States in the number of horseshoe pitchers in organized play. On a per capita basis, Canada is probably number one. It was fitting, therefore, that the 1997 tournament finally took place in the land of our northern neighbor.

In addition to 415 Canadian entries, we had 9 other foreign participants, the most ever. One was from Norway and 8 came from Japan, one of which took home 3rd place money and trophy from Women's Class "R". The entire Japanese contingent was extremely happy, as this was the best showing ever for their novice players who have no permanent court complex anywhere in the country to practice.

Fifty seven (57) courts were set up in two arenas by the Canadian volunteer workers. The local blue clay was quite good and the portable metal courts and scoreboards constructed by a local member were excellent. Twelve additional practice courts were outdoors next to the building and got plenty of use.

The temporary RV parking lot was full. Water and electric lines had been brought in to the sites, but for some the 15 amp service was not adequate. For those who didn't have an RV, but wanted the outdoors, tent camping sites were provided under some trees. Our hosts worked very hard and long pulling this event together. Horseshoe Ontario members and the staff of the Kitchener Memorial Auditorium Complex worked hand-in-glove to make this first Canadian hosted World Tournament a success. To them, and all the 1,740 pitchers who took part, I extend a sincere "thank you" and congratulations for a job well done.

Highlights of the Tournament and Convention

From the end of the first day of pitching, results were being posted on the NHPA website so anybody in the world with an interest in the tournament could follow the action. Fifth VP Paul Stewart was one who stayed late every night to see that the results were posted. I know a lot of people thanked Paul via e-mail and the message board, but I want the entire *Newsline* readership to know what an important service Paul provided. Hats off to him and also to his administrative computer software crew (all NHPA members) who assisted in the development of the NHPA website which made this project possible.

The Horseshoe Ontario group had a very large and active souvenir and product sales booth just across the hall from the NHPA game related sales room. Both reported brisk business. Ainsworth, Nebraska, set up a booth 3 days into the tournament and was reported to be sold out of product by Monday of the second week. They left for home, but Mr. Fred Rich took over the space, added signage and continued to hand out data on Ainsworth, encouraging players to attend the 1998 World Tournament there. Mr. Rich also set up a donation box for the NHPF and raised \$250 for the foundation.

The annual NHPA Business meeting (convention) was held Sunday, July 20th. A total of 134 delegate votes were represented by the attendees from the 38 charters plus Canada. The meeting went quite smoothly and ended about 3:30 in the afternoon despite having 29 proposed changes to the playing rules. There were no bidders for the 1999 World. It was announced that the NHPA Executive Board was soliciting bids and planned to make a selection by October. At least 5 potential sites have expressed interest and been provided requirements for hosting a World Tournament.

The 29 proposed rule changes were detailed in the May/June issue of *Newsline*. Each was brought separately to the floor and delegates were given the opportunity to question or speak to the issue, pro or con. It was rare that a proposal

didn't draw at least a comment or two, many had a half dozen or more speakers. Certain proposals were obviously more controversial than others. They seemed to be the proposals related to: the method of calling the score, the length of a pick-up device, definition of the scoring area, the 2-point touch ringer, establishing foul lines on the sides of pitching platforms and the proposal for a third alternative scoring method "True Cancellation." When the discussion and some proposed amendments were over, the voting indicated that a required two-thirds of the delegates approved only 9 changes. The count on these and the re-election of First Vice President Earl Winston are at the end of this column. Other officers running unopposed—Bev Born, Paul Stewart and Dave Loucks were put back into office by acclamation.

Before the meeting adjourned, an update was given on the work of the NHPF and the application with the IRS for charitable status. Some members asked questions about the Joelton, Tennessee property and what the long range goals of the NHPF were and when a World Tournament could be held there. Donations were discussed and Mr. Fred Rich of Team Tuff-E-Nuff, as a delegate from Florida, stood up and made a \$100 donation in behalf of the F.S.H.P.A. and challenged the other charters to do the same. In closing, the delegates were given a brief on the problems associated with our current World bidding process and asked to think about a change to the bylaws for selecting sites for the year 2000 and beyond.

VOTING RESULTS: 1st VP: Baptist 49, Winston 80
Rule Proposals P=Passed, F=Failed (90 needed to pass) (A)=Amended

- | | | | |
|--------------|-----------------|-----------------|---------------|
| 1. F 46-88 | 8. F 7-127 | 15. F 86-47-1 | 22. P 124-10 |
| 2. F 0-134 | 9. F 15-119 | 16. F 36-98 | 23. F 27-107 |
| 3. F 14-120 | 10. P 105-27(A) | 17. F 54-80 | 24. F 26-108 |
| 4. F 15-119 | 11. P 96-38(A) | 18. F 57-77 | 25. P 90-43-1 |
| 5. F 61-73 | 12. F 22-112 | 19. F 7-127 | 26. P 128-4-2 |
| 6. F 42-92 | 13. F 38-95 | 20. P 106-28(A) | 27. F 9-125 |
| 7. F 84-46-4 | 14. P 124-10 | 21. F 70-64 | 28. P 123-11 |
| | | | 29. P 124-10 |
- Note: #20 was amended to allow a pick-up device not to exceed 36" with a blunted hook not longer than 2".

State Officers Meeting

WORLD TOURNAMENT Kitchener, Ontario, Canada July 19, 1997

Meeting was co-chaired by Dick Hansen and Bonnie Seibold. Meeting was called to order at 8:10 a.m. with 16 State Officers present. Both Earl Winston and Allen Baptist gave a brief talk on their own behalf as candidates for NHPA 1st Vice President.

Dick Hansen opened the meeting with a request of those present as to the time frame that most Charters would like to receive the 1998 membership cards. Vicki Winston suggested October first and most agreed. Dick stated that all membership cards will be sent by the 1st of October to the Charters provided that membership reports have been received from that Charter. Dick also stated that blank membership cards are available from his office upon request to replace lost or damaged cards.

Al Sandham asked that the NHPA reconsider the use of the complimentary card for non-members. It was suggested that the club hosting the tournament should help those new members by paying for part of the membership fees.

Terry Sears made a request that the NHPA consider giving the members in the Special Olympics a membership card and that the NHPA should endorse the Special Olympics.

Dick informed those present that he will be checking the *Newsline* subscriptions to verify that all Charter Offices are subscribing to *Newsline* as per NHPA Bylaws. Vicki Winston suggested that each Charter should pay for their officers' subscriptions so all will stay informed.

Casey Sluys expressed the concern that he has heard at this tournament, and in California, about not being able to get Cal-Flip horseshoes from the Horseshoe Pro Shop. After some discussion on sanctioning of horseshoes and the lack of response from the Horseshoe Pro Shop, it was requested that the matter be looked into by NHPA Game Sales, Ed Domey.

There was some discussion on the new NHPA software program. All Charters are encouraged to use some

sort of a program and to send in their reports on disk to the NHPA Secretary Treasurer in an effort to complete a membership database.

Ron Weiss requested information on the MBNA Credit Card and the NHPA agreement. Dick stated that at this time MBNA is soliciting NHPA members for new credit card sales and that the NHPA does collect a fee for each card sold or used.

Paul Stewart gave a report on the NHPA Web Site and encouraged all to stop by and check out the Web Site that is up and running at this tournament site.

Al Sandham made a suggestion that a sign should be placed in front of each bank of courts to indicate the class that is pitching on those courts. There was also some discussion on the new numbered cards used at this year's tournament. One problem noted is that the scorekeepers were not putting a round robin number on the

scoresheet when there was a pacer on his/her court. This will be added to the scorekeepers' instruction sheet.

Meeting adjourned at 9:02 a.m.

Minutes submitted by

Dick Hansen, NHPA Sec./Treas.

State Tournament Directors and Statisticians Notice

Remember to send a copy of your State Tournament Results to *Newsline* for the next issue. include name, W-L-% for all players in Championship Divisions. For class play, send only the winner name, W-L-%. No Doubles please.

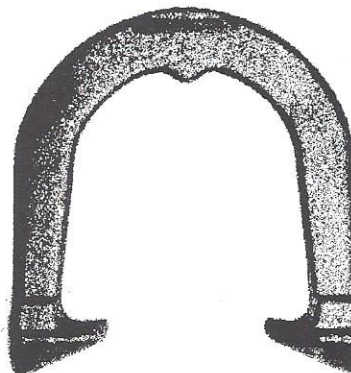
Deadline for print in next issue is October 1, 1997.

IMPERIAL

"The Rolls Royce of Horseshoes"

Forged Steel

Hard Points



CLYDE MARTZ
5056 Northlawn Drive
Murrysville, PA 15668

(412) 733-2031

ORIGINAL \$49/Pair
PLUS \$45/Pair
Call for Quantity Prices

Sanctioned Club/League Meeting

by Bev Born

Another World has come and gone. Seems the time between them becomes shorter each year. It was a pleasure to see old friends, make new ones and meet the nice people of the area. Thanks to everyone who helped to make the event a success and to all Canadians for their friendliness and making us feel welcome.

The CL/LG meeting was also a pleasure. Our living room type relaxed atmosphere, I believe, makes everyone feel free to speak their minds on any program subject, pro or con.

Although attendance was again small, my sincere thanks to the dedicated, familiar friends who are faithful attendees each year. Topics covered were Junior encouragement and promotion, different formats of play, record keeping, handicapping, and the lack of a computer program for CL/LG use. I promised to put in more work towards making this need available. The NHPA computer software group

and Canadian programmer John Hassel, both in attendance at the World, said they would give it some priority.

Bob Champion accompanied Allen Baptist to the latter part of the meeting. Allen gave a short talk asking for support in his bid to be elected NHPA First Vice President. We thank them for coming, and want all future candidates, for any office, to feel welcome.

It was requested, by all attending, that Dave Loucks be summoned to the meeting. Dave honored the request and was presented with a request, by Connie Filley, supported by all, that my office be provided a fax machine. Dave promptly agreed. On behalf of all and myself, thank you Dave. In the near future you will be able to fax your reports to this office. I will let you know, as soon as it is possible. I know this will make it easier for many of you, but please remember, you must still allow ample time for the awards,

etc. to be mailed back to you. We will still have to depend on our postal service and my workload for this.

Cam Shilling has a program worked out for her use in keeping league stats, etc. and would be happy to share it with anyone. You can contact Cam at 219-238-4879 to visit with her about her method perhaps working for you.

Lorraine Sternberg, our NHPA Junior Promotion Director, would like to hear from anyone with ideas to help Junior Promotion. She would also like to see all charters who may not have a Junior Promoter, to appoint one and she would like all of them to work with her—for Juniors—the future of our sport.

Truly appreciate all who supported me in my reelection. Thank you'all. I will continue to strive to do my very best for all of you.

Your Friend For Horseshoes!



★ **PITCHED BY CHAMPIONS** ★

**Price Per Pair
Up to 12 Pairs**

CLYDESDALES	\$40.00
N.T.	\$40.00
REGULAR	\$40.00
E-Z GRIP	\$45.00
CLYDESDALE DF	\$45.00

(Write for greater quantity prices.)

**ALL "DEADEYES"
IN VARIOUS WEIGHTS OF
LIGHT - MEDIUM - HEAVY**

(Each pair matched to equal weight)

**UPS shipping included in new prices—
Continental U.S. ONLY**

**Some "DEADEYES" are
now available in dead soft.**

**E-Z Grips and N.T.s are now guaranteed for
2 years from date of original purchase.**

N.T.s now have better hooks and more weight to the front.

**All other new sanctioned "DEADEYES"
are guaranteed one year.**

Guarantee valid in Continental U.S. only.

Broken Shoe Replacement honored by manufacturer only.
Return both shoes in original box.

Contact Bill Courtwright (ONLY) for special prices on
rejects and returned shoes (NO GUARANTEE) and not for
sanctioned tournament use.

NO SHOES WILL BE SENT ON CONSIGNMENT

Missouri residents add State sales tax.

Deadeye Horseshoes c/o W. Courtwright
2250 North Lark Dr., Fenton, MO 63026
Ph: (314) 376-5222 or (314) 677-2200 (8-5)

**Order direct or from
an authorized NHPA distributor**

NHPA NATIONAL BUYER

Edward A. Domey
P.O. Box 298, Sutton, MA 01590
(508) 865-9477

Regional Directors Meeting

by Paul Stewart

There were 21 in attendance at the 1997 Regional Director meeting held Saturday, July 20 during the World Tournament. The meeting was called to order by the chairman.

Allen Baptist from the state of Colorado was announced as the winner of the *Regional Director of the Year* and the award was presented to Allen at the Awards Banquet.

Earl Winston and Allen Baptist were candidates for the office of NHPA 1st Vice President and both of them addressed the Regional Directors meeting.

Only a few items were on the agenda for discussion, after which the meeting was opened to the floor.

1. State Doubles Patch—There has been some confusion on the State Doubles Patches. After a discussion on the patches it was decided that we would have a new patch made saying, "1998 STATE DOUBLES CHAMPION."

The existing patch, "1998 STATE DOUBLES," will then be used for the State Doubles, Class Champions. This action should clear up the State Doubles Patch confusion.

2. NHPA NatStats Three High Tournaments—Reports have been received that some Tournament Directors are not using the NatStats Three High Averages to seed players in sanctioned tournaments. Regional Directors were reminded that it is part of their responsibility to inform Tournament Directors that they are required to use the Three High Average. Charters failing to do so are in violation of the NHPA bylaw, pg. 12, ARTICLE XII: Section 3.

The meeting was then turned over to those present for their suggestions and discussions. Someone asked if a shoe that had some hole/s drilled in it was an altered shoe. RD Duane Goodrich from KS said that if it did

not change the shape or design of the shoe, then a hole in the shoe should not be considered an altered shoe. Jim Haupt, RD for WI, said that we were getting too nit picky with saying that a hole or grind marks for identification were altered shoes. After some more discussion on holes and grind marks, most seem to agree that they were not altered shoes if put there for identification marks.

The NHPA Web Page was discussed. The most often asked question was asked again. How can we download NatStats for our state without downloading all the states? I explained that we couldn't change how we post NatStats on the page until we get the files from NatStats in a different format. This will take some upgrading of the NatStats equipment. Meeting was adjourned at 11:30 with thanks to all in attendance.

NHPA Sanctioned **HI TEMP STAY ON**

Order from either manufacturer or NHPA distributor.

Hi Temp Refractories Co., Inc.

2250 N. Lark Drive
Fenton, MO 63026

(314) 677-2200

(314) 376-5222

Fax (314) 677-2235

Price: \$45.00 per pair delivered via UPS in the Continental U.S. only.

Guarantee offer lid through 1996 only. (possible change in 1997)



ED DOMEY (508) 865-9477

NHPA National Buyer

P.O. Box #298, Sutton, MA 01590

This shoe was designed with flip pitchers in mind but A.J. Nave, a championship caliber player from Greenville, SC, uses it with a $1\frac{3}{4}$ turn. A.J., 71 years young, pitching 40', recently had an 88.1% game and 68% tournament with the Hi Temp Stay On. *Maybe you should try it!*

Patent and trademark applied for. Guarantee from manufacturer only.

Return broken shoe only to mfg. along with check, cash, or money order for \$5.00 and we will send you one new shoe of equal weight, postpaid.

No shoes sent on consignment.

Hall of Fame

by Earl Winston

Our visit to Kitchener, Ontario for the 1997 World Tournament brought us several firsts. It was the first time our annual NHPA Hall of Fame and Awards Banquet was held outside the USA. It was the first time that banquet attendees automatically donated at least a \$5 tax deductible contribution to the National Horseshoe Pitchers Foundation with the purchase of their banquet ticket.

It was the first time that hosts provided us with a very impressive color guard, who paraded around the banquet hall led by a bagpiper both at the beginning and at the close of the evening's activities.

During the time we were assembled, the flags of the United States, Canada, Japan and Norway were displayed in a standard to the left of the stage. Each time an award recipient was honored, the flag of the recipient's nation was held at attention by a member of the guard until the presentation was completed. The award recipients who approached the stage from the left were also escorted up the stairs by a member of the guard.

The banquet was held at the Transylvania Club in Kitchener, an intriguing name in itself. Our hosts had prepared a menu of Oktoberfest

favorites for our enjoyment. The Kitchener-Waterloo area is famous for its Oktoberfest held each fall. The food was served what we would call "family style" here in the states, and the platters kept coming until even the heartiest appetites had all been satisfied.

Some persons had bemoaned the fact there was no hired entertainment for the evening, but they soon found out that horseshoe pitchers are inventive and can create their own entertainment. Along with the serious task of introducing honored guests and speakers, our capable emcee, Mr. Ed Quigley, interjected some of his delightful humor from time to time. Some of the presenters and even some of the recipients also joined in with less than serious remarks. From Dave Loucks, the audience probably learned more about the Stokes Award recipient, Don Weaver, than even Don knew about himself.

One of our two Hall of Fame inductees was present. Bob Champion was presented to the audience by a fellow Colorado pitcher, Alan Baptist. The other inductee, Jim Solomon (PA), was unable to be present, but

Ottie Reno (OH) gave us a brief synopsis of Jim's pitching career. Again, our congratulations to these two deserving men.

The NHPA was pleased to allow our Canadian neighbors time on the program so they could install a gentleman, 87 years young, into their horseshoe Hall of Fame. He lives in the Kitchener area and could not make the trip to where their Hall of Fame ceremony will take place later in the summer. He was so very thrilled to be honored with hometown acquaintances in attendance. Also honored, was the late Elmer Hohl. His widow, Hilda, and his son Steve, were present to accept a plaque in his honor. Both live in the Waterloo area.

As chairman of the Hall of Fame Committee, and the person who is in contact with the hosts as we plan these dinners, I once again want to thank our Canadian friends for making us feel so welcome and for providing us with some wonderful memories and an outstanding evening of food and pageantry.

Concerning other items, I did hold a meeting of the Hall of Fame Committee while in Kitchener, but there were so few members present that no major business was attempted. Anything of significance will have to be done by correspondence at a later date.

As this is being written, I am preparing to head once again to the Iowa State Fair in Des Moines with a small display of NHPA Hall of Fame memorabilia. We do appreciate the Iowa State Fair for donating this space to us each year and also the Iowa pitchers and spouses who donate time to sit at the display are each day. Without their cooperation, this project would be impossible.

In closing, I would like to say that I certainly appreciate the vote of confidence by the NHPA delegates in electing me to serve another term as your first vice-president. I look forward to working with you and for you during the next two years. Thank you very much for your support.



Ted Allen Horseshoes

Since 1938

**Designed and pitched by the
only 10 Time World Champion and record
holder of 36 Consecutive Doubles (72 ringers)**

DEAD SOFT MEDIUM SOFT MEDIUM HARD

Various Weights & Colors • 2 Year Guarantee against breakage

Ted Allen Horseshoes, Inc.

34108 Lyttle Dowdle Dr., Golden, CO 80403-8625

303-642-7370

NHPA Website Popular Attraction At World Tournament

by Paul Stewart

A small group of "administrators" working with Paul Stewart, NHPA 5th VP, began assembling an NHPA internet "website" around April, 1997, however, the conceptual plans were begun nearly a year before that. The premise was to provide viewers at home with a means of receiving World Tournament daily results over the two week tournament period.

As plans developed, the temporary "website" became a permanent site promoting horseshoe pitching and informing viewers on all aspects of NHPA rules, court construction, instructional and statistical material. It also became a site where viewers could interact with chat session and bulletin board posting and where viewers could "link" to numerous other websites devoted to horseshoe pitching.

Electronic mail (e-mail) was and is an important communications means between and among "administrators," but one chat program in particular became the backbone of their daily "online" brainstorming sessions. Up to 6 at a time meet online, simultaneously sending and receiving (typing and reading) conversational discussions on the matter at hand. Each pursues assigned parts of the master scheme and help edit the work of others... practicing team work comparable to any professional, corporate plan.

The NHPA website was online several months before the 1997 World Tournament and the time was used for testing and developing a viewer base. Articles were published in the NHPA *Newsline* magazine, announcing the website "address" and considerable information was put "online" for viewer perusal.

The entire set of Official Rules for Horseshoe Pitching was posted, along with many historical articles and statistical records of previous world tournaments. Current NatStats 3-high averages are posted twice monthly on all U.S. sanctioned tournament results for assisting tournament directors in preparing tournament lineups. Free, online computer software may be downloaded by viewers for preparing NHPA reports to NatStats and the

NHPA Secretary//Treasurer and for running tournaments.

On Monday, July 14, 1997, opening day of the 1997 NHPA World Tournament at Kitchener, Ontario, Canada, the NHPA website posted the daily results on all tournament play for the day, somewhere around 11 p.m. Each day thereafter, daily results were updated until the tournament was completed on July 26, 1997. Many World Tournament guests and pitchers took advantage of the NHPA website computer set up in the main hall at the Kitchener tournament site, to send e-mail messages to family and friends back home, asking them to check the NHPA website for daily reports (to save the expense of phone calls and for more detailed reports than most found possible to report).

Many pitchers who pitched the first week and returned home, checked back as viewers to follow tournament results. Many pitchers who arrived and pitched in the second week of the tournament had been following the tournament results as viewers before they arrived. The "counter" on the NHPA website registered 3,066 "hits" prior to start of the 1997 World Tournament and 5,600 "hits" when the final results were posted 12 days

later, indicating over 2,500 times the website was accessed by viewers (obviously once or more a day by those following day by day results).

Where to from here? The "administrators" are already planning the 1998 World Tournament "website" and high on their priority list are things like "on the spot" video pictures, even more interaction for viewers and for tournament guests, and more and better assortments of tournament results.

No one is more excited about the accomplishments and plans for the future than the handful of "administrators" who enjoy sharing their new media skills and capabilities with other horseshoe pitchers around the world. The NHPA website will remain "online," available to interested viewers all over the world, 24 hours a day.

Improvements are continuously underway and viewer comments are always welcome. The NHPA website browser address is <http://www.geocities.com/~nhpa>. E-mail concerning the website may be sent to Paul Stewart, NHPA 5th Vice President at nhpa5th@bellsouth.net (conventional mail may be sent to his home address, 1043 Old Mountain Rd., Statesville, NC 28677).

Stay Informed Keep Subscription Current

Don't let your *Newsline* subscription lapse. Check the expiration date on the mailing label. If it is 10-01-97, this is your last issue and you should mail a renewal now. If you have missed an issue, limited copies of most back issues are available for \$3.00. Send all back copy requests with payment to the *Newsline* editor, 140 Sierra Blanca Ct., Grass Valley, CA 94945.

NHPA *Newsline* Subscription Renewal Form

Name _____

Address _____

_____ City/State/Zip _____

Phone _____

New Subscriber Renewal Subscription price for one, two, three years is
\$12.00, \$22.00, or \$30.00 for mailing in U.S.. Canada is \$20.00, \$38.00 or \$54.00.

Make checks payable to

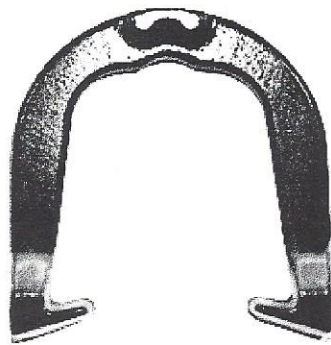
NHPA Secretary / Treasurer, 3085 76th Street, Franksville, WI 53126

GLORY HORSESHOES



Top View

**NHPA sanctioned
Newly redesigned
Great for all turns**



Bottom View

**One year warranty
"Dead soft rating"
Great for the flip**

Perfectly matched pairs (within 1/5 of an ounce!)

Thumb print on center cleat enhances the flip grip

CAD design technology = perfect center of balance

The unique "Directing reverse ringer break" and the redesigned hooks are engineered to hold the stake!

Only \$35 per pair*

(Use stock #33-051 when ordering)

Lowest price ever!

--Priced with the horseshoe pitcher in mind!

24 hour order line: 1-800-841-4685

**For fastest service,
Pay by credit card!**



WHITE DISTRIBUTORS
PROFESSIONAL HORSESHOE PITCHING EQUIPMENT

Or send check or money order to:

**P. O. Box 3652
Erie PA 16508-3652**

**These shoes are available through all NHPA Distributors
PA residents must add 6% sales tax when ordering direct from White Dist.**

***Does not include shipping & handling.**

1997 World Tournament Attendees

UNITED STATES - 1,316

156	New York	14	Texas
138	Ohio	13	Colorado
101	Michigan	13	Maryland
81	Wisconsin	12	N. Carolina
78	Pennsylvania	11	S. Dakota
73	Missouri	10	Tennessee
67	Florida	9	Washington
56	Indiana	8	N. Dakota
54	Illinois	8	Vermont
41	Connecticut	8	West Virginia
35	Massachusetts	7	Alabama
32	Minnesota	6	Nevada
31	California	6	Utah
30	Maine	5	Arkansas
27	Kentucky	4	Louisiana
26	Kansas	4	Montana
26	New Hampshire	3	Arizona
25	New Jersey	2	Delaware
21	Nebraska	2	New Mexico
20	Virginia	2	Oregon
18	Oklahoma	2	S. Carolina
15	Iowa	1	Mississippi
14	Georgia	1	Wyoming

CANADA - 415

351	Ontario	6	Alberta
31	Quebec	3	Manitoba
13	British Columbia	2	New Brunswick
8	Saskatchewan	1	Nova Scotia

JAPAN-NORWAY - 9

8	Japan	1	Norway
---	-------	---	--------

GRAND TOTAL - 1,740

1,316	U.S.A
415	Canada
8	Japan
1	Norway

Rules and World Tournament Judging

by Casey Sluys

August 4, 1997

The first true World Tournament is now in the history books. What an event! The Canadians were gracious hosts and everyone in attendance certainly seemed to enjoy themselves.


The 29 rule proposals you read about in a previous issue of *Newsline*, were voted on and discussed. Nine of them passed and will become either an addition or a change to the existing rules. The ones that passed are as follows, numbers 10, 11, 14, 20, 25, 26, 28 and 29. Because the voting of the rules is done every two years it was decided not to have a Rules Committee meeting this year. Next year in Ainsworth, NE we will have a meeting.

This year's delegates gave the Rules Committee the authority to word-smith all proposals we receive. We will do so with all proposals that are not easily understood. It will be an attempt to expedite the part of our annual meeting that we spend on Rules. This year we worked for 3-1/2 hours, slightly changing some and just discussing others.

Reflections on the tournament itself amount to a few comments regarding the difficulty of recruiting judges for some shifts. A few years ago, a set of judging guidelines were developed, which every Charter should have now, as they were in the Delegate packages this year. These guidelines are exactly that, a set of guidelines, which when followed, will work very well. They were originally created to qualify more people to become competent judges, and take some of the stigma out of this aspect of a tournament.

A hearty thank you goes to all my shift workers, in particular Gene (Burly) Burlingame, his wife Betty, Janet Van Hagen, Phyllis Quist, and my wife Gail. Thank you to all those who judged a session or two, particularly Don Van Hagen and Paula Hunsicker. At times, we began without a judge, another time President Dave Loucks put a vest on. A huge thank you also goes out to Steve Summerlin and wife Paula for all the work they did in almost any capacity needed.

Mustang Horseshoes



**NHPA sanctioned
One year warranty
"Dead soft" rating**

**Unique "double-sided" heel caulk design
--Great for any turn or flip**

This is the only shoe with "dynamically balanced points". This gives much less wobble in flight maximizing the shoe's opening for a ringer! This shoe has 1/2" radius hooks-- the same as a horseshoe stake, giving it maximum hooking power! Take advantage of this early opportunity-- most of the first run is already reserved! Use stock #33-033 when ordering.

**A new generation of shoes
--Designed by serious players for people who like to
make ringers and keep them on the stake!**

Only \$45 per pair*
(introductory price)

24 hour order line: 1-800-841-4685

**For fastest service,
Pay by credit card!**



Or send check or money order to:

**WHITE
DISTRIBUTORS**
PROFESSIONAL HORSESHOE PITCHING EQUIPMENT

**P. O. Box 3652
Erie PA 16508-3652**

**These shoes are available through all NHPA Distributors
PA residents must add 6% sales tax when ordering direct from White Dist.**

**Does not include shipping & handling.*



AWARDS NIGHT

Top (l to r): Bob Champion, Hall of Fame; Don Weaver, Stokes Award; Duane Goodrich, Presidential Award
 Middle (l to r): Achievement Awards, Bob Fanjoy, Horseshoe Ontario; Terry Sears, IN; Earl Paulson, Beloit H.C.
 Bottom (l to r): Hall of Fame Dinner, Canadian Color Guard.

ON TOP OF THE WORLD

by Ed Quigley

Almost all of us traveled to the site of the 1997 World Tournament in the usual ways—by car, plane, train, bus, camper, etc.—except Roy and Suzanne Evans. Their trip was a unique adventure—by boat!

Roy and Suzanne left St. Louis on June 21 and docked on Lake Simco, Canada on July 14. In between those dates, they guided *Katmandu*, a 38 foot cabin cruiser, up the Mississippi River to the Illinois River, through the locks of the Chicago River into Lake Michigan. They then piloted under the Mackinac Bridge to Lake Huron via the north channel, through Georgian Bay and the Trent Severin Canal. Severe storms on Lake Michigan caused the only delay along the route.

The blue and white cruiser's two 454 Crusader engines developed 600 horse power as it propelled the Evans' 1,200 miles during its maiden long distance voyage. Of course, the Evans carried a portable horseshoe court to set up wherever they docked along the way.

Back home the kids were "minding the store," a machine shop, as Mom and Dad pursued their hobbies of boating and horseshoes.

Pitching in Men's Division G3, Roy was 9.5/5.5 and 35.33% to take 4th place GAS money. Suzanne was 3/12 and 26.80%.

The cruise south took the Evans via Lake Ontario to Lake Erie, through Lake Huron to Lake Michigan, then the Illinois River to the Mississippi and home—just in time to get ready for the Missouri State Tournament. What a way to go!

What do you do when your pitching arm goes bad? Give up the game? Nah! You just switch to the other arm. That's what George Tanner of Michigan did—with remarkable results.

Tanner was a right-hander all his life (40 years) until pain and discomfort in that arm developed in 1996. George had already sent in his entry (33%) for the World Tournament at Gillette, WY and considered withdrawing. Neighbor and friend, Harry Bissell, convinced Tanner to go to Wyoming and pitch left-handed. Tanner did and averaged 20.67% from the portside to finish 15th in Division L1. But he did bring home a trophy. She was Bissell's daughter, Debbie. She and Tanner married in September '96.

The medical report about the right arm was not good, so Tanner began a serious effort to become a lefty. Practicing at home with brother Rod, and with Debbie's encouragement, George developed a 1-1/4 turn (he had been a flipper, right-handed) and was able to enter the 1997 World Tournament at 29.25%. His determination paid off as he averaged 39% ringers to win the championship of Class P.

There is a word to describe the compulsion to overcome a disability. That word is SPIZZERINCTUM (you could look it up). It means—energy, ambition, the will to succeed. SPIZZERINCTUM describes George Tanner to a "T." Welcome to Lefties World, George!

Wishoe the Best!

WORLD TOURNAMENT

OVERVIEW

BY BOB CHAMPION

OPEN MEN

Alan Francis from Defiance, Ohio, the artist of the 3/4 reverse delivery, fashioned an 18-1 record and an impressive 84.21 ringer percentage to win his third straight World Horseshoe Pitching title and fifth over a nine year period.

The four-time boys champion bested six-time World Champion Walter Ray Williams, Jr. from Stockton, California by three games as he breezed through the 19-game round robin schedule. Williams closed with a 15-4 mark and 81.68% followed by New York's Art Tyson (14-5), Maine's Brian Simmons (13-6), Jim Walters, Ohio (12-7), and Paul LaCrosse from Colorado (11-8).

Francis makes himself at home in the winners circle. "This win feels real good," the personable Francis said after the award presentations in which all 20 finalists received checks for their efforts. Francis received the top prize of \$3,500 plus trophy, as did the open women champions.

Alan's loss came at the hands of Minnesota's Mark Bauman, who nailed the champ, 40-22, in the 16th game. Alan's 64.4% was his lowest of the tournament. Williams had a chance to pull within two games of the leader in the next game, but N.A. Moore from North Carolina surprised him, 40-26, to erase any chance Walter had for a win. This put the former champion Williams three behind with only two games to play.

Paul LaCrosse did provide a little excitement in the next to last game as he pushed Francis to a 100-shoe game before losing 44-39. Francis then disposed of Simmons, 40-14 in the final match.

It was the first time that a finalist had won, at least, three consecutive titles since Ted Allen did it from 1955-57 at Murray, Utah. Only four men, including Francis, have won this type repeat performance in the 79-year history of the Men's Division. Fernando Isais, California won six-in-a-row from 1947-1952, Allen nailed four, starting with his first World title in 1933, adding 1934, 1935 and 1940, following the absence of a tournament for several years.

In open men's competition since 1909, there have been 79 championships and 58 of them have been won by just eleven men. They are Ted Allen with 10 titles, followed by Isais 8, Frank Jackson 7, Elmer Hohl and Williams 6 each, Francis 5, Davis 4, and three each by Danny Kuchcinski, Jim Knisley, Dale Lipovsky and Curt Day.

A record 1,740 pitchers competed in this, the first NHPA tournament held in Canada.

OPEN WOMEN

Minnesota's best, Bev Nathe from St. Stephen, won her second straight Women's title, much like she did against Kentucky's Sue Snyder last year.

This time in the next to last game, Bev dropped an exciting decision to another outstanding pitcher, Sylvianne Moisan from Quebec, 40-37, and then closed with a semi-tough contest against New York's Sue Twyman, 42-31. Moisan then lost a heart-breaker to youthful Becky Kemper from Kentucky, 41-24.

Bev's closing 80.38 percentage was only fifth high for the round robin schedule, but her 17-2 record bested Moisan and Kemper by one game. Kemper, pitching in her first open women's group, was outstanding and quickly became a power in the Women's Division displaying a cool and toughness well beyond her young age.

Moisan closed with a tournament high 85.07 percentage followed closely by Kemper's 83.12. The Canadian won the Class A preliminaries with an even 84% and Becky took Class B, closing with an 82% effort. The championship class and their 1997 position at the finish included some notable names in the lower ranks. Snyder 9th, Opal Reno, Arkansas 12th, Sandy Janssens, Ontario 15th and Minnesota's Phyllis Negaard 18th. Negaard won five World titles, Reno 2.

After losing to Snyder in the second game, 41-31, Nathe ran off 15 straight before losing to Moisan. Following her final game, Beverly breathlessly remarked, "I'm happily thrilled, absolutely thrilled. I never expected to win again against this super competition."

Seventeen women have won at least two straight championships in the series which began in 1920. Leading the pack is Missouri's Vicki Winston overall with 10 career winners. Laura Lanham in the early years won six, Mayme Francisco took five. In the early '70s Ruth Hangen won five, including four straight. Snyder and Illinois' Tari Powell and Indiana's Sue Gillespie each have won three.

BOYS

Defending Champion Jeremy Umphries from Tyler, Texas defeated Virginia's Branson Miller, 40-35, in a playoff to capture the 1997 Boys World Championship.

The two gladiators went 78 shoes before the "Texas Tornado" won the game on a three-ringers-three after Branson watched a solid ringer bounce off. Miller had held a 31-30 lead at the 60-shoe mark, but trailed by one point,

36-35, after 70. Jeremy gained a point in the next inning to go up, 37-35, before two four-deads were followed by the heartbreaking loss of a ringer by Miller who had defeated Umphries, 42-39 in the third match of the day.

Following the tournament, Umphries had a few words to say: "I'm very happy to win. I had hoped to make it two-in-a-row." Jeremy competed in his third World event having finished seventh in Perry, Georgia in his first effort. He is a member of the North Texas Ringers, competing in two leagues, one each in Denison and Tyler.

Five of the six championship qualifiers entered the tournament with percentages over 70, with Umphries going in with 79.17 and closing one point better with 80.40%.

Other entering percentages were 76.3 for Marcus Mosness, Montana; Miller 74.67; Steve Morris, Pennsylvania 73.0 and Adam Ellis, Ontario 71.67.

Since Frank Stinson from Minnesota won the first boys title in 1924, ten juniors have won two or more, topped by Jim Walters, Ohio, who won five in a row and finished undefeated from 1989-1993.

Others who have won two or more titles include Alan Francis, Ohio with 4; Gary Roberts, Ohio 4; Walter Ray Williams, Jr., California; Dave Loucks, California and Mark Dyson, North Carolina with 3 each; and 2 each by Byron Bowman, Utah; Mark Seibold, Indiana; Farron Eiseman, Wyoming and Jeff Williams, California.

GIRLS

Fourteen year old Rebecca King from Sand Spring, Oklahoma won her first World title at Kitchener in the 31st annual Girls championship.

She closed with a 5-0 record and 61.36 ringer percentage, one game in front of Michelle Jarrett, another Oklahoma flipper who closed with an impressive 65.42 percentage.

King opened with an easy victory over Michelle Newton, South Dakota, 40-3, then allowed only three points again in defeating Stacey Sanders from Ohio, 45-3. A 42-14 win over Charlene Hix, Virginia and a 41-31 victory over Kentucky's Bridget Moody moved the champion to the close final win over Jarrett, 40-37. Both were undefeated as they started the final contest.

The youthful Becky has been flipping her Allen shoes for six years having been introduced to the sport at age eight.

"I don't practice very much, but did some two weeks prior to the World every other day for about an hour," she volunteered. "Horseshoe pitching is a lot of fun and I can't wait until next year." She will probably face some of the same finalists in 1998 at Ainsworth, Nebraska.

SENIOR MEN

Ohio's John Brown tossed his Ted Allen horseshoes to a tough 8-3 record and a 68.08 ringer percentage in a 12-group round robin which showed the last three places still winning four games. Brown finished one game in front of Spud Napier, California and John Bogardus from New York, as he won the 1997 Senior Men's title.

All 12 pitchers closed with percentages over 60 and it was wide open competition to the final inning. John's two losses came at the hands of his closest rivals.

"I was runner-up in the division at Georgia and Wyoming, but I finally made it," he said during the post action interview. A member of the Lancaster, Ohio Horseshoe Club, Brown has competed in 28 World Tournaments. he won Class C at Ainsworth in 1986. He rates the Dogwood Festival

and the Greenville, Ohio Ringer Classic as his two favorite events.

"Horseshoe people are the greatest," he added, and all those fine pitchers involved in the sport are the main reasons I pitch today."

The senior men's division was first scheduled in 1960. Brown hopes to add his name to the string of seniors who have won two or more titles. Heading the list is John Paxton from Iowa with five. Ohio's Stan Manker has won four, Carl Steinfeldt, New York has captured three and six others each won two titles. They include John Wilkinson, Ohio; Harold Tuttle, Ohio; Ray Miller, Ohio; Marvin Richmond, Minnesota; Glenn Portt, Georgia; Lawrence Miller, Ohio and Ray Hill, Michigan.

SENIOR WOMEN

Teddy Guillotte from Sonora, California struck gold again by winning the Senior Women's championship at Kitchener with an easy 5-0 record, two games in front of Loree Meier, Missouri and Iris Sandham, Georgia. Teddy closed with a 77.59 ringer percentage, over 7% better than the final figure when she won the title in 1995.

"I was surprised to win again," said the California flipper, after her Cal-Flip shoes brought another victory. During her title run, Guillotte had three easy wins with the most competition coming from Meier and Sandham. Last year Teddy competed in the Open Women division and those "hot shots" sent her home early. This was only her third World Tournament since she was 60 years old when first getting her feet wet in horseshoes.

"I love the competition, and it is important to start early in life. I now realize I missed a lot of fun, but now I'm having the fun I missed for many years."

The Senior Women competition has only been available since 1989. Marge Spray, Florida won three titles in 1990, 1991, and 1992. In winning her second championship, Teddy established two all-time records. Her overall percentage of 77.59 bettered her previous mark of 70.11 set in 1995. The single game mark of 85.4 erased Patty Sapp of Oregon's mark of 81% set in 1996. Teddy also had single games of 84.4 and 81.4 this year.

ELDERS

Ageless Frank Bohun again racked havoc with his Elders competitors as he nailed seven straight to win his second title. The Erie, Pennsylvania "artist" had a perfect 7-0 record and closed with an 80.21 ringer percentage one game in front of Connecticut's Jim Pagliarulo.


"Rawhide," as he is known by his Pennsylvania pitching buddies, manages to toss his Imperials with deadly accuracy for a "youngster." He changed to the short distance when he was 77 and improved his percentage so much that he was termed "too good" to pitch in some of the state's tournaments.

When asked if he plans to pitch in Ainsworth next year, he quickly answered: "For sure, if I can get in enough tournaments. You know, when you are 82, every day is a bonus and you have to take advantage of every opportunity.

A member of the Erie Horseshoe Club, he allowed only two pitchers to score over 20 points against him. They are both from Indiana, Warren Woolsey, who finished eighth and scored 24, and Curley Seibold, who claimed fourth position in the standings, and gave the winner the most trouble with 19. Second place Jim Pagliarulo managed only 13 points.

Bohun also won the Class A title at Kitchener, to qualify for the finals with a 14-1 record and 84 ringer percentage.

World Tournament TROPHY ROOM



SIX PAC



HORSESHOES®


Tournament Quality

Pitched in A-Z Classes
Discount on 6 Pair or more
ONE YEAR GUARANTEE

Order Direct or
from your NHPA Representative

SIX PAC HORSESHOES

4811 Tishomingo Road
Hillsboro, MO 63050
Attn: Harvey E. Wobbe
(314) 942-3544



G
GORDON
HORSESHOES

To purchase shoes, contact
NHPA Game Related Sales.
Ed Domey at (508) 865-9477
Gordon Horseshoes c/o Queen City Forging
233 Tennyson St., Cincinnati, Ohio 45226

1997 WORLD HORSESHOE PITCHING CHAMPIONS

IN CLASSES WITH MORE THAN ONE SECTION, THE SECTION WINNER WITH THE HIGHEST PERCENTAGE IS LISTED.

OPEN MEN

CLASS	PITCHER	HOMETOWN	W-L	%
Champ	Alan Francis	Defiance, OH	18-1	84.21
A	Art Tyson	Mt. Vernon, NY	13-3	76.00
B	Thomas Gallina	Ontario, CN	15-0	74.83
C	Jack Stenberg	Fayette, NY	13.5-2.5	58.44
D	Terry Kovisto	Ontario, CN	12-3	53.33
E	Jim Haley	Stone Mountain, GA	14-1	52.17
F	Don Glass	Lebanon Jct., KY	13-2	48.67
G	John Daugherty	Titusville, PA	13-2	45.83
H	Jim Hawkins	Ontario, CN	13-2	49.33
I	Harry Jones	Hutchinson, KS	14-1	47.00
J	Tom Routh	Havensville, KS	15-0	49.33
K	Fred Tragesser	Kokomo, IN	12.5-2.5	41.33
L	Mike Cone	Baraboo, WI	13.5-1.5	43.83
M	Gordon Simon, Jr.	Ypsilanti, MI	13-2	35.33
N	Keith Lindsay	Aylmer, Ontario, CN	12-3	40.00
O	Jeff Williams	Scotts Valley, CA	14-1	55.67
P	George Tanner	Brighton, MI	13.5-1.5	39.00
Q	Clyde Rains	Decatur, IA	12.5-2.5	34.17
R	Joe Tabaczynski	Eden, NY	14-1	36.00
S	Martin Favreau	Quebec, CN	14-1	31.67
T	Larry Quigley	Martinsville, OH	14-1	29.33
U	Danny Gallina	Ontario, CN	14-1	27.00
V	Chris Barthelemy	Harahan, LA	14-1	25.50

OPEN WOMEN

Champ	Bev Nathe	St. Stephen, MN	17-2	80.38
A	Sylvianne Moisan	Quebec, CN	14-1	84.00
B	Becky Kemper	Pleasureville, KY	13-2	82.00
C	Kathy Yaworski	Auburn, MI	12-3	63.00
D	Iris Sandham	Snellville, GA	14-1	62.83
E	Tiffany Gage	St. Paul, MN	12-3	56.67
F	Helen Merrill	Garnet, KS	13-2	51.50
G	Laura Nahls	Ontario, CN	13-2	59.17
H	Mildred Huff	Harmony, ME	13-2	55.30
I	Margaret Schnaer	Ontario, CN	14-1	50.33
J	Deborah Morrison	Harmony, ME	13-2	46.00
K	Joyce Arledge	Clarksburg, OH	14-3	41.03
L	Lisa Conley	Alger, OH	15-0	49.50
M	Audrey Liedtke	Ontario, CN	15-0	37.33
N	Carol Kurt	Ontario, CN	15-0	39.30
O	Dianne Lasenby	Ontario, CN	14-1	39.30
P	Helen Mensinger	Canaseraga, NY	13-3	32.66
Q	Jo Ann Gould	Port Byron, NY	13-2	26.17
R	Marie Piotto	Ontario, CN	15-0	27.33

BOYS

Champ	Jeremy Umphries	Tyler, TX	5-1	80.40
-------	-----------------	-----------	-----	-------

GIRLS

Champ	Rebecca King	Sand Spring, OK	5-0	61.93
-------	--------------	-----------------	-----	-------

JUNIOR MIXED

A	Steve Morris	Darlington, PA	15-1	74.06
B	Michelle Jarrett	Ada, OK	12-2	63.57
C	Rebecca King	Sand Spring, OK	15-1	56.41
D	Joel Schroeder	St. Joe, IN	13-0	31.35
E	Allan Shanks	Boyne Falls, MI	12-1	38.65
F	Clark Boas	Chesapeake Bay, MD	12-1	27.88
G	Wayne Seither	Chesapeake City, MD	12-1	12.12

SENIOR MEN

Champ	John Brown	Lancaster, OH	8-3	68.08
A	John Bogardus	Ft. Edward, NY	12-3	71.50
B	Art Sperber	Bremerton, WA	13-2	66.50
C	Gerald Hammack	Butner, NC	11.5-2.5	51.96
D	Ken Duquet	Rumney, NH	13-2	45.83
E	Melvin Bray	Pittsburg, KS	14-1	51.00
F	Vern Schroeder	Ft. Jennings, OH	13-2	40.30
G	Doug Rutherford	Ontario, CN	13-2	41.17


ELDERS

Champ	Frank Bohun	Erie, PA	7-0	80.21
A	Frank Bohun	Erie, PA	14-1	84.00
B	Allen Hillman	Emporia, KS	13-2	67.00
C	Roy Trussell	Port Charlotte, FL	13-2	54.50
D	Paul Bogardus	Grandville, MI	14-1	53.33
E	Richard Spaller	Fairport Harbor, OH	11-2	53.08
F	Carl Peacock	Ontario, CN	10-3	47.31
G	Edwin Danby	Ontario, CN	13-0	43.85
H	Edgar Teschke	Ontario, CN	12-1	29.81

SENIOR WOMEN

Champ	Teddy Guillotte	Sonora, CA	5-0	77.59
-------	-----------------	------------	-----	-------

*Congratulations
to you all!*



Men's Division Championship Class

Men's Champion—Alan Francis

MENS DIVISION - CHAMPIONSHIP CLASS 1997 WORLD							
Pos	Name	State	W	L	R	SP	%
1.	Alan Francis	OH	18	1	1051	1248	84.21
2.	Walter Ray Williams Jr	CA	15	4	936	1146	81.68
3.	Art Tyson	NY	14	5	994	1262	78.76
4.	Brian Simmons	ME	13	6	912	1178	77.42
5.	Jim Walters	OH	12	7	937	1236	75.81
6.	Paul LaCrosse	CO	11	8	966	1254	77.03
7.	Rick Cale	WV	11	8	859	1150	74.70
8.	Dale Lipovsky	MN	10	9	1030	1350	76.30
9.	Randy Rein	WI	10	9	893	1186	75.30
10.	Mark Baumann	MN	10	9	934	1242	75.20
11.	Thomas Gallina	ON	9	10	959	1264	75.87
12.	John Kapnis	MA	9	10	943	1280	73.67
13.	Tommy Gann	NC	9	10	763	1110	68.74
14.	N.A. Moore	NC	8	11	805	1138	70.74
15.	Rich Pintor	CO	7	12	948	1284	73.83
16.	Michael J DiMartino	NY	7	12	924	1258	73.45
17.	Glenn Burris	PA	7	12	886	1232	71.92
18.	Robert G Hayes	NY	6	13	802	1156	69.38
19.	Steve Kuchcinski	PA	4	15	778	1138	68.37
20.	Pacer Pacer	RI	0	19	343	478	71.76

MENS DIVISION - CHAMPIONSHIP CLASS 1997 WORLD					MENS DIVISION - CHAMPIONSHIP CLASS 1997 WORLD						
1.	OPONENT'S NAME	SCORE	R	SP	%	2.	OPONENT'S NAME	SCORE	R	SP	%
1.	Alan Francis-OH					2.	Walter Ray Williams Jr-CA				
1.	Michael J DiMartino-NY	43 / 26	65	80	81.3	1.	Rick Cale-WV	41 / 26	46	60	76.7
2.	Steve Kuchcinski-PA	42 / 18	58	70	82.9	2.	Rich Pintor-CO	31 / 41	55	76	72.4
3.	Tommy Gann-NC	42 / 5	36	40	90.0	3.	Art Tyson-NY	41 / 20	61	74	82.4
4.	Robert G Hayes-NY	45 / 17	73	80	91.3	4.	John Kapnis-MA	41 / 33	71	90	78.9
5.	N.A. Moore-NC	41 / 7	59	68	86.8	5.	Robert G Hayes-NY	34 / 41	56	80	70.0
6.	Jim Walters-OH	40 / 23	76	90	84.4	6.	Mark Baumann-MN	41 / 18	54	62	87.1
7.	Glenn Burris-PA	42 / 29	62	74	83.8	7.	Steve Kuchcinski-PA	40 / 14	51	58	87.9
8.	Walter Ray Williams Jr-CA	40 / 12	39	44	88.6	8.	Alan Francis-OH	12 / 40	30	44	68.2
9.	Pacer Pacer-RI	41 / 0	31	34	91.2	9.	Brian Simmons-ME	42 / 12	52	56	92.9
10.	Rich Pintor-CO	40 / 22	34	44	77.3	10.	Paul LaCrosse-CO	41 / 26	47	60	78.3
11.	Randy Rein-WI	43 / 18	49	56	87.5	11.	Michael J DiMartino-NY	40 / 5	45	50	90.0
12.	Thomas Gallina-ON	41 / 15	55	64	85.9	12.	Dale Lipovsky-MN	41 / 20	54	64	84.4
13.	Rick Cale-WV	40 / 13	67	74	90.5	13.	Randy Rein-WI	40 / 9	46	50	92.0
14.	Art Tyson-NY	40 / 27	74	90	82.2	14.	Pacer Pacer-RI	40 / 0	43	50	86.0
15.	John Kapnis-MA	41 / 16	39	48	81.3	15.	Tommy Gann-NC	40 / 12	43	50	86.0
16.	Mark Baumann-MN	22 / 40	34	52	65.4	16.	Thomas Gallina-ON	42 / 18	40	46	87.0
17.	Dale Lipovsky-MN	40 / 34	43	58	74.1	17.	N.A. Moore-NC	26 / 40	44	62	71.0
18.	Paul LaCrosse-CO	44 / 39	82	100	82.0	18.	Jim Walters-OH	42 / 18	58	68	85.3
19.	Brian Simmons-ME	40 / 14	75	82	91.5	19.	Glenn Burris-PA	42 / 18	40	46	87.0

WINS- 18 LOSSES- 1 POINTS - 767 1051 1248 84.2

WINS- 15 LOSSES- 4 POINTS - 717 936 1146 81.7

3. Art Tyson-NY

OPPONENT'S NAME	SCORE	R	SP	%
1. Glenn Burris-PA	43 / 29	47	62	75.8
2. Jim Walters-OH	40 / 15	48	60	80.0
3. Walter Ray Williams Jr-CA	20 / 41	53	74	71.6
4. Pacer Pacer-RI	41 / 22	65	76	85.5
5. Tommy Gann-NC	40 / 25	48	60	80.0
6. Michael J DiMartino-NY	41 / 32	66	80	82.5
7. N.A. Moore-NC	41 / 19	40	50	80.0
8. Randy Rein-WI	31 / 44	39	62	62.9
9. Robert G Hayes-NY	42 / 21	48	60	80.0
10. Steve Kuchcinski-PA	42 / 30	45	56	80.4
11. John Kapnis-MA	36 / 41	62	80	77.5
12. Brian Simmons-ME	41 / 34	55	70	78.6
13. Thomas Gallina-ON	40 / 35	68	82	82.9
14. Alan Francis-OH	27 / 40	70	90	77.8
15. Dale Lipovsky-MN	43 / 24	59	80	73.8
16. Paul LaCrosse-CO	40 / 4	33	36	91.7
17. Rich Pintor-CO	40 / 23	58	68	85.3
18. Mark Baumann-MN	40 / 18	55	62	88.7
19. Rick Cale-WV	17 / 42	35	54	64.8

WINS- 14 LOSSES- 5 POINTS - 705 994 1262 78.8

4. Brian Simmons-ME

OPPONENT'S NAME	SCORE	R	SP	%
1. Steve Kuchcinski-PA	40 / 7	35	42	83.3
2. Michael J DiMartino-NY	41 / 37	58	74	78.4
3. Robert G Hayes-NY	39 / 40	50	66	75.8
4. Tommy Gann-NC	40 / 22	31	46	67.4
5. Glenn Burris-PA	40 / 27	52	64	81.3
6. N.A. Moore-NC	40 / 9	38	44	86.4
7. Pacer Pacer-RI	42 / 10	36	44	81.8
8. Thomas Gallina-ON	40 / 34	42	58	72.4
9. Walter Ray Williams Jr-CA	12 / 42	42	56	75.0
10. Jim Walters-OH	40 / 22	52	62	83.9
11. Rick Cale-WV	37 / 40	50	70	71.4
12. Art Tyson-NY	34 / 41	53	70	75.7
13. Rich Pintor-CO	40 / 27	55	66	83.3
14. Randy Rein-WI	12 / 41	34	52	65.4
15. Mark Baumann-MN	40 / 17	52	64	81.3
16. John Kapnis-MA	40 / 28	40	58	69.0
17. Paul LaCrosse-CO	42 / 27	74	92	80.4
18. Dale Lipovsky-MN	40 / 29	52	68	76.5
19. Alan Francis-OH	14 / 40	66	82	80.5

WINS- 13 LOSSES- 6 POINTS - 673 912 1178 77.4

5. Jim Walters-OH

OPPONENT'S NAME	SCORE	R	SP	%
1. John Kapnis-MA	40 / 39	63	82	76.8
2. Art Tyson-NY	15 / 40	40	60	66.7
3. Rick Cale-WV	40 / 37	60	78	76.9
4. Rich Pintor-CO	40 / 21	28	40	70.0
5. Randy Rein-WI	43 / 12	27	34	79.4
6. Alan Francis-OH	23 / 40	71	90	78.9
7. Paul LaCrosse-CO	40 / 19	44	52	84.6
8. Dale Lipovsky-MN	44 / 30	63	78	80.8
9. Thomas Gallina-ON	32 / 42	57	78	73.1
10. Brian Simmons-ME	22 / 40	46	62	74.2
11. Mark Baumann-MN	40 / 39	56	76	73.7
12. Pacer Pacer-RI	42 / 0	52	68	76.5
13. Steve Kuchcinski-PA	40 / 18	32	44	72.7
14. Tommy Gann-NC	41 / 20	34	46	73.9
15. Michael J DiMartino-NY	26 / 40	49	66	74.2
16. Robert G Hayes-NY	41 / 33	46	64	71.9
17. Glenn Burris-PA	32 / 41	68	86	79.1
18. Walter Ray Williams Jr-CA	18 / 42	51	68	75.0
19. N.A. Moore-NC	40 / 24	50	64	78.1

WINS- 12 LOSSES- 7 POINTS - 659 937 1236 75.8

6. Paul LaCrosse-CO

OPPONENT'S NAME	SCORE	R	SP	%
1. Tommy Gann-NC	41 / 13	29	36	80.6
2. Pacer Pacer-RI	41 / 39	61	82	74.4
3. Michael J DiMartino-NY	29 / 42	49	70	70.0
4. Steve Kuchcinski-PA	43 / 35	31	46	67.4
5. Thomas Gallina-ON	40 / 33	82	98	83.7
6. Robert G Hayes-NY	41 / 13	39	46	84.8
7. Jim Walters-OH	19 / 40	37	52	71.2
8. N.A. Moore-NC	42 / 30	36	48	75.0
9. Glenn Burris-PA	41 / 20	59	72	81.9
10. Walter Ray Williams Jr-CA	26 / 41	42	60	70.0
11. Rich Pintor-CO	13 / 43	39	56	69.6
12. Randy Rein-WI	43 / 33	79	96	82.3
13. John Kapnis-MA	41 / 34	66	82	80.5
14. Mark Baumann-MN	21 / 40	43	58	74.1
15. Rick Cale-WV	40 / 7	30	34	88.2
16. Art Tyson-NY	4 / 40	21	36	58.3
17. Brian Simmons-ME	27 / 42	70	92	76.1
18. Alan Francis-OH	39 / 44	80	100	80.0
19. Dale Lipovsky-MN	41 / 39	73	90	81.1

WINS- 11 LOSSES- 8 POINTS - 632 966 1254 77.0

7. Rick Cale-WV

OPPONENT'S NAME	SCORE	R	SP	%
1. Walter Ray Williams Jr-CA	26 / 41	41	60	68.3
2. Glenn Burris-PA	28 / 43	48	64	75.0
3. Jim Walters-OH	37 / 40	60	78	76.9
4. Randy Rein-WI	41 / 27	49	62	79.0
5. Steve Kuchcinski-PA	33 / 40	43	60	71.7
6. Rich Pintor-CO	43 / 35	51	66	77.3
7. Michael J DiMartino-NY	42 / 5	32	36	88.9
8. Tommy Gann-NC	31 / 44	41	66	62.1
9. N.A. Moore-NC	28 / 40	55	70	78.6
10. Robert G Hayes-NY	41 / 12	41	52	78.8
11. Brian Simmons-ME	40 / 37	52	70	74.3
12. Mark Baumann-MN	41 / 28	63	76	82.9
13. Alan Francis-OH	13 / 40	58	74	78.4
14. Thomas Gallina-ON	40 / 36	48	66	72.7
15. Paul LaCrosse-CO	7 / 40	19	34	55.9
16. Dale Lipovsky-MN	44 / 30	40	58	69.0
17. Pacer Pacer-RI	42 / 0	38	46	82.6
18. John Kapnis-MA	41 / 33	37	58	63.8
19. Art Tyson-NY	42 / 17	43	54	79.6

WINS- 11 LOSSES- 8 POINTS - 660 859 1150 74.7

8. Dale Lipovsky-MN

OPPONENT'S NAME	SCORE	R	SP	%
1. Robert G Hayes-NY	28 / 42	47	64	73.4
2. Randy Rein-WI	42 / 24	59	72	81.9
3. Steve Kuchcinski-PA	42 / 14	61	74	82.4
4. Michael J DiMartino-NY	40 / 32	53	66	80.3
5. Pacer Pacer-RI	41 / 29	65	82	79.3
6. Glenn Burris-PA	42 / 32	51	68	75.0
7. Thomas Gallina-ON	40 / 29	79	92	85.9
8. Jim Walters-OH	30 / 44	59	78	75.6
9. Rich Pintor-CO	41 / 15	48	60	80.0
10. Tommy Gann-NC	37 / 40	50	74	67.6
11. N.A. Moore-NC	41 / 16	46	56	82.1
12. Walter Ray Williams Jr-CA	20 / 41	47	64	73.4
13. Mark Baumann-MN	40 / 23	48	60	80.0
14. John Kapnis-MA	41 / 34	65	86	75.6
15. Art Tyson-NY	24 / 43	54	80	67.5
16. Rick Cale-WV	30 / 44	36	58	62.1
17. Alan Francis-OH	34 / 40	40	58	69.0
18. Brian Simmons-ME	29 / 40	49	68	72.1
19. Paul LaCrosse-CO	39 / 41	73	90	81.1

WINS- 10 LOSSES- 9 POINTS - 681 1030 1350 76.3

9.Randy Rein-WI

OPPONENT'S NAME	SCORE	R	SP	%
1.Rich Pintor-CO	40 / 29	46	62	74.2
2.Dale Lipovsky-MN	24 / 42	53	72	73.6
3.Mark Baumann-MN	13 / 42	35	52	67.3
4.Rick Cale-WV	27 / 41	44	62	71.0
5.Jim Walters-OH	12 / 43	17	34	50.0
6.Tommy Gann-NC	45 / 9	52	58	89.7
7.Robert G Hayes-NY	40 / 19	36	46	78.3
8.Art Tyson-NY	44 / 31	43	62	69.4
9.Michael J DiMartino-NY	40 / 24	56	68	82.4
10.N.A. Moore-NC	37 / 42	64	86	74.4
11.Alan Francis-OH	18 / 43	41	56	73.2
12.Paul LaCrosse-CO	33 / 43	77	96	80.2
13.Walter Ray Williams Jr-CA	9 / 40	36	50	72.0
14.Brian Simmons-ME	41 / 12	44	52	84.6
15.Steve Kuchcinski-PA	42 / 21	37	50	74.0
16.Glenn Burris-PA	41 / 32	61	78	78.2
17.John Kapnis-MA	41 / 32	50	70	71.4
18.Pacer Pacer-RI	42 / 0	44	60	73.3
19.Thomas Gallina-ON	22 / 40	57	72	79.2

WINS- 10 LOSSES- 9 POINTS - 611 893 1186 75.3

10.Mark Baumann-MN

OPPONENT'S NAME	SCORE	R	SP	%
1.N.A. Moore-NC	40 / 23	43	56	76.8
2.Robert G Hayes-NY	40 / 25	44	64	68.8
3.Randy Rein-WI	42 / 13	44	52	84.6
4.Glenn Burris-PA	45 / 37	51	72	70.8
5.Michael J DiMartino-NY	34 / 41	61	80	76.3
6.Walter Ray Williams Jr-CA	18 / 41	47	62	75.8
7.Rich Pintor-CO	39 / 42	69	90	76.7
8.Steve Kuchcinski-PA	40 / 26	35	52	67.3
9.Tommy Gann-NC	42 / 22	40	48	83.3
10.Pacer Pacer-RI	29 / 0	51	72	70.8
11.Jim Walters-OH	39 / 40	55	76	72.4
12.Rick Cale-WV	28 / 41	59	76	77.6
13.Dale Lipovsky-MN	23 / 40	41	60	68.3
14.Paul LaCrosse-CO	40 / 21	49	58	84.5
15.Brian Simmons-ME	17 / 40	45	64	70.3
16.Alan Francis-OH	40 / 22	40	52	76.9
17.Thomas Gallina-ON	45 / 27	50	66	75.8
18.Art Tyson-NY	18 / 40	48	62	77.4
19.John Kapnis-MA	36 / 40	62	80	77.5

WINS- 10 LOSSES- 9 POINTS - 655 934 1242 75.2

11.Thomas Gallina-ON

OPPONENT'S NAME	SCORE	R	SP	%
1.Pacer Pacer-RI	40 / 30	47	62	75.8
2.Tommy Gann-NC	45 / 24	43	58	74.1
3.John Kapnis-MA	33 / 41	48	64	75.0
4.N.A. Moore-NC	40 / 10	35	42	83.3
5.Paul LaCrosse-CO	33 / 40	79	98	80.6
6.Steve Kuchcinski-PA	40 / 15	53	64	82.8
7.Dale Lipovsky-MN	29 / 40	75	92	81.5
8.Brian Simmons-ME	34 / 40	39	58	67.2
9.Jim Walters-OH	42 / 32	59	78	75.6
10.Michael J DiMartino-NY	41 / 39	62	80	77.5
11.Robert G Hayes-NY	41 / 20	43	54	79.6
12.Alan Francis-OH	15 / 41	46	64	71.9
13.Art Tyson-NY	35 / 40	66	82	80.5
14.Rick Cale-WV	36 / 40	45	66	68.2
15.Glenn Burris-PA	7 / 45	22	48	45.8
16.Walter Ray Williams Jr-CA	18 / 42	32	46	69.6
17.Mark Baumann-MN	27 / 45	45	66	68.2
18.Rich Pintor-CO	45 / 28	57	70	81.4
19.Randy Rein-WI	40 / 22	63	72	87.5

WINS- 9 LOSSES- 10 POINTS - 641 959 1264 75.9

12.John Kapnis-MA

OPPONENT'S NAME	SCORE	R	SP	%
1.Jim Walters-OH	39 / 40	64	82	78.0
2.N.A. Moore-NC	42 / 14	31	42	73.8
3.Thomas Gallina-ON	41 / 33	50	64	78.1
4.Walter Ray Williams Jr-CA	33 / 41	67	90	74.4
5.Rich Pintor-CO	27 / 42	44	62	71.0
6.Pacer Pacer-RI	40 / 33	49	64	76.6
7.Tommy Gann-NC	41 / 26	59	78	75.6
8.Robert G Hayes-NY	16 / 41	33	50	66.0
9.Steve Kuchcinski-PA	40 / 28	52	66	78.8
10.Glenn Burris-PA	42 / 36	36	54	66.7
11.Art Tyson-NY	41 / 36	64	80	80.0
12.Michael J DiMartino-NY	43 / 28	50	66	75.8
13.Paul LaCrosse-CO	34 / 41	63	82	76.8
14.Dale Lipovsky-MN	34 / 41	63	86	73.3
15.Alan Francis-OH	16 / 41	31	48	64.6
16.Brian Simmons-ME	28 / 40	38	58	65.5
17.Randy Rein-WI	32 / 41	48	70	68.6
18.Rick Cale-WV	33 / 41	37	58	63.8
19.Mark Baumann-MN	40 / 36	64	80	80.0

WINS- 9 LOSSES- 10 POINTS - 662 943 1280 73.7

13.Tommy Gann-NC

OPPONENT'S NAME	SCORE	R	SP	%
1.Paul LaCrosse-CO	13 / 41	20	36	55.6
2.Thomas Gallina-ON	24 / 45	37	58	63.8
3.Alan Francis-OH	5 / 42	23	40	57.5
4.Brian Simmons-ME	22 / 40	26	46	56.5
5.Art Tyson-NY	25 / 40	42	60	70.0
6.Randy Rein-WI	9 / 45	41	58	70.7
7.John Kapnis-MA	26 / 41	54	78	69.2
8.Rick Cale-WV	44 / 31	46	66	69.7
9.Mark Baumann-MN	22 / 42	33	48	68.8
10.Dale Lipovsky-MN	40 / 37	51	74	68.9
11.Glenn Burris-PA	40 / 35	51	68	75.0
12.Rich Pintor-CO	40 / 25	51	66	77.3
13.N.A. Moore-NC	41 / 24	51	66	77.3
14.Jim Walters-OH	20 / 41	27	46	58.7
15.Walter Ray Williams Jr-CA	12 / 40	34	50	68.0
16.Pacer Pacer-RI	40 / 0	54	76	71.1
17.Steve Kuchcinski-PA	40 / 36	46	68	67.6
18.Michael J DiMartino-NY	40 / 21	43	56	76.8
19.Robert G Hayes-NY	41 / 27	33	50	66.0

WINS- 9 LOSSES- 10 POINTS - 544 763 1110 68.7

14.N.A. Moore-NC

OPPONENT'S NAME	SCORE	R	SP	%
1.Mark Baumann-MN	23 / 40	37	56	66.1
2.John Kapnis-MA	14 / 42	22	42	52.4
3.Pacer Pacer-RI	40 / 18	51	68	75.0
4.Thomas Gallina-ON	10 / 40	24	42	57.1
5.Alan Francis-OH	7 / 41	47	68	69.1
6.Brian Simmons-ME	9 / 40	27	44	61.4
7.Art Tyson-NY	19 / 41	33	50	66.0
8.Paul LaCrosse-CO	30 / 42	31	48	64.6
9.Rick Cale-WV	40 / 28	59	70	84.3
10.Randy Rein-WI	42 / 37	66	86	76.7
11.Dale Lipovsky-MN	16 / 41	37	56	66.1
12.Robert G Hayes-NY	42 / 21	57	72	79.2
13.Tommy Gann-NC	24 / 41	46	66	69.7
14.Steve Kuchcinski-PA	22 / 41	36	60	60.0
15.Rich Pintor-CO	40 / 33	65	80	81.3
16.Michael J DiMartino-NY	44 / 17	32	44	72.7
17.Walter Ray Williams Jr-CA	40 / 26	48	62	77.4
18.Glenn Burris-PA	42 / 33	41	60	68.3
19.Jim Walters-OH	24 / 40	46	64	71.9

WINS- 8 LOSSES- 11 POINTS - 528 805 1138 70.7

15. Rich Pintor-CO

OPPONENT'S NAME	SCORE	R	SP	%
1.Randy Rein-WI	29 / 40	42	62	67.7
2.Walter Ray Williams Jr-CA	41 / 31	57	76	75.0
3.Glenn Burris-PA	39 / 40	58	80	72.5
4.Jim Walters-OH	21 / 40	23	40	57.5
5.John Kapnis-MA	42 / 27	48	62	77.4
6.Rick Cale-WV	35 / 43	48	66	72.7
7.Mark Baumann-MN	42 / 39	70	90	77.8
8.Michael J DiMartino-NY	38 / 41	69	88	78.4
9.Dale Lipovsky-MN	15 / 41	39	60	65.0
10.Alan Francis-OH	22 / 40	28	44	63.6
11.Paul LaCrosse-CO	43 / 13	49	56	87.5
12.Tommy Gann-NC	25 / 40	45	66	68.2
13.Brian Simmons-ME	27 / 40	51	66	77.3
14.Robert G Hayes-NY	42 / 18	60	76	78.9
15.N.A. Moore-NC	33 / 40	64	80	80.0
16.Steve Kuchcinski-PA	40 / 31	50	74	67.6
17.Art Tyson-NY	23 / 40	52	68	76.5
18.Thomas Gallina-ON	28 / 45	50	70	71.4
19.Pacer Pacer-RI	42 / 0	45	60	75.0

WINS- 7 LOSSES- 12 POINTS - 627 948 1284 73.8

16. Michael J DiMartino-NY

OPPONENT'S NAME	SCORE	R	SP	%
1.Alan Francis-OH	26 / 43	60	80	75.0
2.Brian Simmons-ME	37 / 41	57	74	77.0
3.Paul LaCrosse-CO	42 / 29	53	70	75.7
4.Dale Lipovsky-MN	32 / 40	50	66	75.8
5.Mark Baumann-MN	41 / 34	62	80	77.5
6.Art Tyson-NY	32 / 41	63	80	78.8
7.Rick Cale-WV	5 / 42	19	36	52.8
8.Rich Pintor-CO	41 / 38	69	88	78.4
9.Randy Rein-WI	24 / 40	52	68	76.5
10.Thomas Gallina-ON	39 / 41	62	80	77.5
11.Walter Ray Williams Jr-CA	5 / 40	33	50	66.0
12.John Kapnis-MA	28 / 43	45	66	68.2
13.Pacer Pacer-RI	42 / 0	51	74	68.9
14.Glenn Burris-PA	41 / 21	37	46	80.4
15.Jim Walters-OH	40 / 26	54	66	81.8
16.N.A. Moore-NC	17 / 44	24	44	54.5
17.Robert G Hayes-NY	42 / 29	56	72	77.8
18.Tommy Gann-NC	21 / 40	38	56	67.9
19.Steve Kuchcinski-PA	32 / 43	39	62	62.9

WINS- 7 LOSSES- 12 POINTS - 587 924 1258 73.4

17. Glenn Burris-PA

OPPONENT'S NAME	SCORE	R	SP	%
1.Art Tyson-NY	29 / 43	43	62	69.4
2.Rick Cale-WV	43 / 28	53	64	82.8
3.Rich Pintor-CO	40 / 39	56	80	70.0
4.Mark Baumann-MN	37 / 45	47	72	65.3
5.Brian Simmons-ME	27 / 40	47	64	73.4
6.Dale Lipovsky-MN	32 / 42	45	68	66.2
7.Alan Francis-OH	29 / 42	57	74	77.0
8.Pacer Pacer-RI	42 / 0	37	44	84.1
9.Paul LaCrosse-CO	20 / 41	51	72	70.8
10.John Kapnis-MA	36 / 42	33	54	61.1
11.Tommy Gann-NC	35 / 40	50	68	73.5
12.Steve Kuchcinski-PA	41 / 34	59	82	72.0
13.Robert G Hayes-NY	43 / 31	45	64	70.3
14.Michael J DiMartino-NY	21 / 41	31	46	67.4
15.Thomas Gallina-ON	45 / 7	33	48	68.8
16.Randy Rein-WI	32 / 41	57	78	73.1
17.Jim Walters-OH	41 / 32	71	86	82.6
18.N.A. Moore-NC	33 / 42	39	60	65.0
19.Walter Ray Williams Jr-CA	18 / 42	32	46	69.6

WINS- 7 LOSSES- 12 POINTS - 644 886 1232 71.9

18. Robert G Hayes-NY

OPPONENT'S NAME	SCORE	R	SP	%
1.Dale Lipovsky-MN	42 / 28	51	64	79.7
2.Mark Baumann-MN	25 / 40	39	64	60.9
3.Brian Simmons-ME	40 / 39	49	66	74.2
4.Alan Francis-OH	17 / 45	63	80	78.8
5.Walter Ray Williams Jr-CA	41 / 34	57	80	71.3
6.Paul LaCrosse-CO	13 / 41	30	46	65.2
7.Randy Rein-WI	19 / 40	29	46	63.0
8.John Kapnis-MA	41 / 16	41	50	82.0
9.Art Tyson-NY	21 / 42	41	60	68.3
10.Rick Cale-WV	12 / 41	31	52	59.6
11.Thomas Gallina-ON	20 / 41	36	54	66.7
12.N.A. Moore-NC	21 / 42	51	72	70.8
13.Glenn Burris-PA	31 / 43	41	64	64.1
14.Rich Pintor-CO	18 / 42	52	76	68.4
15.Pacer Pacer-RI	40 / 0	37	50	74.0
16.Jim Walters-OH	33 / 41	44	64	68.8
17.Michael J DiMartino-NY	29 / 42	50	72	69.4
18.Steve Kuchcinski-PA	40 / 25	33	46	71.7
19.Tommy Gann-NC	27 / 41	27	50	54.0

WINS- 6 LOSSES- 13 POINTS - 530 802 1156 69.4

19. Steve Kuchcinski-PA

OPPONENT'S NAME	SCORE	R	SP	%
1.Brian Simmons-ME	7 / 40	25	42	59.5
2.Alan Francis-OH	18 / 42	50	70	71.4
3.Dale Lipovsky-MN	14 / 42	51	74	68.9
4.Paul LaCrosse-CO	35 / 43	28	46	60.9
5.Rick Cale-WV	40 / 33	45	60	75.0
6.Thomas Gallina-ON	15 / 40	45	64	70.3
7.Walter Ray Williams Jr-CA	14 / 40	42	58	72.4
8.Mark Baumann-MN	26 / 40	32	52	61.5
9.John Kapnis-MA	28 / 40	49	66	74.2
10.Art Tyson-NY	30 / 42	41	56	73.2
11.Pacer Pacer-RI	41 / 0	46	64	71.9
12.Glenn Burris-PA	34 / 41	59	82	72.0
13.Jim Walters-OH	18 / 40	26	44	59.1
14.N.A. Moore-NC	41 / 22	43	60	71.7
15.Randy Rein-WI	21 / 42	31	50	62.0
16.Rich Pintor-CO	31 / 40	50	74	67.6
17.Tommy Gann-NC	36 / 40	45	68	66.2
18.Robert G Hayes-NY	25 / 40	27	46	58.7
19.Michael J DiMartino-NY	43 / 32	43	62	69.4

WINS- 4 LOSSES- 15 POINTS - 517 778 1138 68.4


20. Robert Domey-RI

OPPONENT'S NAME	SCORE	R	SP	%
1.Thomas Gallina-ON	30 / 40	45	62	72.6
2.Paul LaCrosse-CO	39 / 41	61	82	74.4
3.N.A. Moore-NC	18 / 40	45	68	66.2
4.Art Tyson-NY	22 / 41	59	76	77.6
5.Dale Lipovsky-MN	29 / 41	61	82	74.4
6.John Kapnis-MA	33 / 40	46	64	71.9
7.Brian Simmons-ME	10 / 42	26	44	59.1
8.Glenn Burris-PA	0 / 42	0	0	0.0
9.Alan Francis-OH	0 / 41	0	0	0.0
10.Mark Baumann-MN	0 / 29	0	0	0.0
11.Steve Kuchcinski-PA	0 / 41	0	0	0.0
12.Jim Walters-OH	0 / 42	0	0	0.0
13.Michael J DiMartino-NY	0 / 42	0	0	0.0
14.Walter Ray Williams Jr-CA	0 / 40	0	0	0.0
15.Robert G Hayes-NY	0 / 40	0	0	0.0
16.Tommy Gann-NC	0 / 40	0	0	0.0
17.Rick Cale-WV	0 / 42	0	0	0.0
18.Randy Rein-WI	0 / 42	0	0	0.0
19.Rich Pintor-CO	0 / 42	0	0	0.0

WINS- 0 LOSSES- 19 POINTS - 181 343 478 71.8



Art Tyson—A-1




Glenn Burris—A-2

MENS DIVISION A1 1997 WORLD


Pos	Name	State	Ent	Av	W	L	R	SP	%
1.	Art Tyson	NY	76.18	12	3	456	600	76.00	
2.	Alan Francis	OH	84.56	11	4	502	600	83.67	
3.	Mark Baumann	MN	77.33	10.5	4.5	460	600	76.67	
4.	Brian Simmons	ME	83.12	10	5	468	600	78.00	
5.	John Kapnis	MA	78.98	10	5	458	600	76.33	
6.	Dale Lipovsky	MN	80.80	9	6	465	600	77.50	
7.	Randy Rein	WI	76.07	9	6	448	600	74.67	
8.	Robert Domey	RI	74.21	7.5	7.5	437	600	72.83	
9.	Paul LaCrosse	CO	76.36	7	8	467	600	77.83	
10.	Rick Cale	WV	77.30	7	8	451	600	75.17	
11.	Walter Ray Williams Jr	CA	79.73	6	9	436	600	72.67	
12.	Jim Walters	OH	75.60	5.5	9.5	430	600	71.67	
13.	Stan Leis	ON	77.03	5.5	9.5	416	600	69.33	
14.	Doug Kienia	ME	76.63	4	11	409	600	68.17	
15.	Michael J DiMartino	NY	75.11	3	12	420	600	70.00	
16.	Steve Hohl	ON	77.05	3	12	411	600	68.50	

MENS DIVISION A2 1997 WORLD


Pos	Name	State	Ent	Av	W	L	R	SP	%
1.	Glenn Burris	PA	71.34	11.5	3.5	434	600	72.33	
2.	Rich Pintor	CO	71.59	10	5	445	600	74.17	
3.	Gale Greene	VT	72.30	10	5	418	600	69.67	
4.	Robert G Hayes	NY	69.87	9	6	427	600	71.17	
5.	Tommy Gann	NC	73.28	9	6	424	600	70.67	
6.	Phil Fleshman	MD	72.37	9	6	403	600	67.17	
7.	Mark Seibold	IN	73.11	9	6	403	600	67.17	
8.	N.A. Moore	NC	73.26	8	7	429	600	71.50	
9.	Steve Kuchcinski	PA	74.90	8	7	422	600	70.33	
10.	Chad Hyatt	IN	70.02	8	7	404	600	67.33	
11.	Andre Leclerc	PQ	71.51	8	7	400	600	66.67	
12.	Tom Decker	PA	71.17	7	8	402	600	67.00	
13.	Kurt Von Kleist Jr	PA	70.40	6	9	403	600	67.17	
14.	Shannon Foster	TN	71.88	3.5	11.5	396	600	66.00	
15.	Gary Roberts	OH	70.36	3	12	376	600	62.67	
16.	Jim Knisley	OH	73.68	1	14	328	600	54.67	



Thomas Gallina—B-1



Marvin Ellison—B-2



Doug McConnell—B-3

MENS DIVISION B1 1997 WORLD


Pos	Name	State	Ent	Av	W	L	R	SP	%
1.	Thomas Gallina	ON	69.53	15	0	449	600	74.83	
2.	Tom Westbrook	SC	67.19	12	3	397	600	66.17	
3.	Elden Sarbaugh	OH	67.47	10	5	409	600	68.17	
4.	Ricky Hall	VA	65.44	10	5	384	600	64.00	
5.	Larry Knop	IL	69.26	9	6	399	600	66.50	
6.	Robert E Jones	NY	69.57	9	6	386	600	64.33	
7.	Kevin McLachlin	ON	68.89	9	6	384	600	64.00	
8.	Tony Hankins	KY	66.56	8	7	391	600	65.17	
9.	Jim Cooper	OH	69.02	8	7	376	600	62.67	
10.	Charles Killgore	MO	67.06	7	8	351	600	58.50	
11.	Bob Riehl	ON	66.19	6	9	346	600	57.67	
12.	Frank Weaver Sr	ON	68.40	5	10	357	600	59.50	
13.	Bob Diekamp	MO	65.44	5	10	337	600	56.17	
14.	Bill Ungetheim	IN	68.15	4	11	360	600	60.00	
15.	Randy Hankins	KY	66.30	3	12	335	600	55.83	
16.	Robert M Wilsch	NY	66.19	0	15	121	600	20.17	

MENS DIVISION B2 1997 WORLD


Pos	Name	State	Ent	Av	W	L	R	SP	%
1.	Marvin Ellison	SK	64.09	13	2	382	600	63.67	
2.	Roy Nahls	ON	63.82	11	4	372	600	62.00	
3.	Harold Holbrook	NV	63.41	11	4	369	600	61.50	
4.	John Walters	OH	65.33	10.5	4.5	412	600	68.67	
5.	Bill Vanderburg	ON	62.16	10	5	386	600	64.33	
6.	John Martin	OH	64.31	9	6	369	600	61.50	
7.	Edward Neeb	ON	63.37	9	6	336	600	56.00	
8.	Glenn King	OK	63.68	9	6	334	600	55.67	
9.	Ray Charbonneau Sr	VT	63.19	7.5	7.5	371	600	61.83	
10.	Doug Crawford	OH	61.99	7.5	7.5	344	600	57.33	
11.	John Barden	WI	63.47	7	8	366	600	61.00	
12.	Ken Breisinger	PA	63.49	5	10	311	600	51.83	
13.	Richard Altis	MO	64.06	4.5	10.5	323	600	53.83	
14.	Larry Justice	OH	62.26	4	11	285	600	47.50	
15.	Jerald Holt	KS	62.44	2	13	248	600	41.33	
16.	Pacer Pacer			0	15	0	0	0.00	

MENS DIVISION B3 1997 WORLD


Pos	Name	State	Ent	Av	W	L	R	SP	%
1.	Doug McConnell	KS	59.86	13	2	351	600	58.50	
2.	Ron Hassler	MO	61.17	12	3	373	600	62.17	
3.	David Loudon	ON	61.20	11	4	353	600	58.83	
4.	John Forti	NJ	60.16	10	5	344	600	57.33	
5.	Dave Lick	CT	60.51	10	5	340	600	56.67	
6.	Foster Kenton	NV	58.75	9	6	344	600	57.33	
7.	Ken Schaver	IL	61.51	9	6	338	600	56.33	
8.	Cliff Powell	WV	60.73	9	6	321	600	53.50	
9.	Reginald Lavoie	PQ	60.22	8	7	324	600	54.00	
10.	Richard Sposato	NY	60.87	6	9	313	600	52.17	
11.	James Campbell	MI	60.44	6	9	282	600	47.00	
12.	Louis Lapensee	ON	61.29	5	10	263	600	43.83	
13.	Frank Wright	IL	60.84	5	10	262	600	43.67	
14.	Archie Matheny	AR	59.98	4	11	281	600	46.83	
15.	Marlin Wells	IN	60.30	3	12	252	600	42.00	
16.	Bob McKee	IA	61.09	0	15	236	600	39.33	



Jack Stenberg—C-1



Tom Guill—C-2



Steve Barnes—C-3

MENS DIVISION C1 1997 WORLD


Pos	Name	State	Ent	Av	W	L	R	SP	%
1.	Jack Stenberg	NY	58.72	13.5	2.5	374	640	58.44	
2.	Bill Spielmacher	ON	59.35	12.5	3.5	393	640	61.41	
3.	Larry Fettes	IL	58.46	11.5	3.5	371	600	61.83	
4.	Dave Hummel	OH	57.59	10.5	4.5	332	600	55.33	
5.	Gus Schram	WI	58.72	10	5	354	600	59.00	
6.	Rick Poppe	WI	57.79	10	5	310	600	51.67	
7.	Darrell Taulbee	IN	59.16	9	6	316	600	52.67	
8.	David Grambow	MI	59.64	8	7	316	600	52.67	
9.	Martin Quillen	MI	58.08	7.5	7.5	344	600	57.33	
10.	Jack Baldwin	OH	57.64	7.5	7.5	314	600	52.33	
11.	Larry Barber	WI	59.69	6	9	341	600	56.83	
12.	Carl York	ME	58.90	6	9	308	600	51.33	
13.	Rich Knerem Sr.	OH	59.19	5	10	267	600	44.50	
14.	David 'Punky' Gallant Sr.	ME	58.74	3	12	211	600	35.17	
15.	Pacer Pacer			0	14	0	0	0.00	
16.	Pacer Pacer			0	14	0	0	0.00	

MENS DIVISION C2 1997 WORLD


Pos	Name	State	Ent	Av	W	L	R	SP	%
1.	Tom Guill	OH	56.01	13.5	1.5	346	600	57.67	
2.	John Passmore	MD	56.25	12	3	351	600	58.50	
3.	James Aleman	MI	56.20	11.5	3.5	297	600	49.50	
4.	Paul Stewart	NC	56.96	10	5	337	600	56.17	
5.	Dorsey 'Doc' Rice	IN	57.11	10	5	328	600	54.67	
6.	Robert Outt	MO	56.27	9	6	298	600	49.67	
7.	Terry Hiatt	NE	56.34	9	6	284	600	47.33	
8.	Phil Hummel	OH	57.33	8.5	6.5	315	600	52.50	
9.	John Buzik	CT	56.19	8	7	301	600	50.17	
10.	Daniel Stremick	MI	55.53	7	8	281	600	46.83	
11.	Jim Harris	AL	55.63	6	9	309	600	51.50	
12.	Andrew Kutsch	ON	56.42	6	9	244	600	40.67	
13.	Jack Strait	PA	56.36	3	12	265	600	44.17	
14.	Ralph Matchko	MI	56.16	3	12	223	600	37.17	
15.	Mike Neff	CA	56.81	2	13	268	600	44.67	
16.	John Banks	MI	56.73	1.5	13.5	229	600	38.17	

MENS DIVISION C3 1997 WORLD

Pos	Name	State	Ent	Av	W	L	R	SP	%
1.	Steve Barnes	CA	55.44	13	2	343	600	57.17	
2.	Rodney Tanner	MI	55.04	12	3	369	600	61.50	
3.	Bobby Holland	AL	53.94	11	4	316	600	52.67	
4.	Frank Hale	OH	53.97	10	5	307	600	51.17	
5.	Leo Arsenault	ON	55.23	10	5	281	600	46.83	
6.	Steve Wiegert	WI	54.02	9	6	354	600	59.00	
7.	Lawrence Hinton	MI	55.14	8	7	329	600	54.83	
8.	John Loder	ON	54.46	8	7	304	600	50.67	
9.	John Crook	WI	54.89	6	9	330	600	55.00	
10.	Norman Lebon	IL	54.90	6	9	319	600	53.17	
11.	Barry Chapelle	OR	54.44	6	9	299	600	49.83	
12.	Edwin Fox	FL	55.46	6	9	277	600	46.17	
13.	David Martin	MA	54.07	6	9	260	600	43.33	
14.	Vince Neff	PA	54.08	4	11	266	600	44.33	
15.	David Wilson	NH	54.34	4	11	266	600	44.33	
16.	Dick Guill	OH	53.76	1	14	248	600	41.33	



Terry Koivisto—D-1



Ike Eichhorn—D-2



Forrest Cooper—D-3

MENS DIVISION D1 1997 WORLD


Pos	Name	State	EntAv	W	L	R	SP	%
1.	Terry Koivisto	ON	52.66	12	3	320	600	53.33
2.	George Babeji	PA	53.17	11	4	294	600	49.00
3.	Pete Schermerhorn	CT	52.88	10.5	4.5	268	600	44.67
4.	Michael Byram	AL	52.97	10	5	318	600	53.00
5.	William E Franke Sr	FL	53.00	10	5	283	600	47.17
6.	Dave Schorbahn	WI	52.84	9.5	5.5	311	600	51.83
7.	Harry A Nelson	WI	53.26	9	6	285	600	47.50
8.	William Tedrick	MI	53.04	9	6	284	600	47.33
9.	Ron Hopman	IL	53.38	8	7	269	600	44.83
10.	Johnny Jones	KY	52.96	7.5	7.5	262	600	43.67
11.	Albert Ramsey	MI	53.14	5	10	245	600	40.83
12.	Tom Stroh	ON	53.15	4.5	10.5	239	600	39.83
13.	Bill Harrington	NH	52.75	4	11	236	600	39.33
14.	Ben Cowart	FL	52.55	4	11	194	600	32.33
15.	John Rheam	PA	52.95	3	12	243	600	40.50
16.	Gerry Roeder	ON	52.51	3	12	220	600	36.67

MENS DIVISION D2 1997 WORLD


Pos	Name	State	EntAv	W	L	R	SP	%
1.	Ike Eichhorn	ON	52.14	12	3	300	600	50.00
2.	Ronnie Joines	NC	51.76	11.5	3.5	296	600	49.33
3.	Jerry LaBrosse	MN	51.90	11	4	312	600	52.00
4.	Robert Eugene Russell	WV	51.40	10	5	309	600	51.50
5.	Noel Guy	CA	51.33	10	5	278	600	46.33
6.	Ron Murray	CT	51.73	9.5	5.5	260	600	43.33
7.	David K Rundell	NY	52.22	9	6	300	600	50.00
8.	Tim Bayerl	MN	51.23	9	6	277	600	46.17
9.	Don Swain	MA	52.19	8	7	271	600	45.17
10.	Ken Jeffers	IN	52.29	7	8	279	600	46.50
11.	Davis 'Catfish' Woodward	WV	51.86	6	9	290	600	48.33
12.	Ralph Cantrell	FL	52.33	5	10	234	600	39.00
13.	Matthew Leonka	CT	51.47	4.5	10.5	249	600	41.50
14.	Don Pratt	VT	51.84	4	11	205	600	34.17
15.	Nate Shelton	NJ	51.27	3	12	239	600	39.83
16.	Wayne Harrison	NJ	52.21	0.5	14.5	215	600	35.83

MENS DIVISION D3 1997 WORLD


Pos	Name	State	EntAv	W	L	R	SP	%
1.	Forrest Cooper	KY	50.99	12	4	299	640	46.72
2.	Chris Sebastian	PA	50.46	11	5	320	640	50.00
3.	Ron Carr	PA	50.52	10	5	305	600	50.83
4.	Bill Strong	CT	51.09	10	5	302	600	50.33
5.	Robert Eaton	CT	50.84	10	5	275	600	45.83
6.	Robert F White	PA	50.10	9.5	5.5	281	600	46.83
7.	Rene Croteau	PQ	50.27	9	6	264	600	44.00
8.	Bill Choser	CT	50.20	8.5	6.5	300	600	50.00
9.	Fred Bailey	NY	50.87	7	8	264	600	44.00
10.	Chet Rousseau	FL	50.56	7	8	238	600	39.67
11.	Carson Powers	OH	50.00	6	9	270	600	45.00
12.	Frank Jones	TN	50.72	6	9	253	600	42.17
13.	Vern Foreman	ON	51.03	6	9	243	600	40.50
14.	Al Hennes	OH	50.60	5	10	272	600	45.33
15.	Robert Wyn	MI	50.00	4	11	274	600	45.67
16.	Offord Burkhart	IN	50.87	0	15	120	600	20.00



Alan Overbaugh—E-1



Vern Wipf—E-2



Jim Haley—E-3

MENS DIVISION E1 1997 WORLD


Pos	Name	State	Ent	Av	W	L	R	SP	%
1.	Alan L. Overbaugh	NY	49.85	13		2	307	600	51.17
2.	Elmer Vogt	NE	49.19	12		3	286	600	47.67
3.	Allan Wright	ON	49.31	11.5		3.5	296	600	49.33
4.	Hank Rodgers	ON	49.54	10		5	294	600	49.00
5.	George Patrick	NJ	49.68	9.5		5.5	308	600	51.33
6.	Dave Rose	OH	49.24	9		6	255	600	42.50
7.	John Setzer	MO	49.26	8		7	268	600	44.67
8.	George Murray	TX	49.88	8		7	237	600	39.50
9.	Roy Emrich	NY	49.85	7		8	252	600	42.00
10.	Jim Shilling	IN	49.44	7		8	216	600	36.00
11.	Jim Hill	OH	49.40	6		9	250	600	41.67
12.	Robert Swain	MA	49.44	5		10	225	600	37.50
13.	Thomas Garrett	MA	49.89	5		10	204	600	34.00
14.	Richard Shepard Sr.	MA	49.14	4.5		10.5	233	600	38.83
15.	Edward Burgett	IN	49.60	4.5		10.5	212	600	35.33
16.	Pacer Pacer			0		15	0	0	0.00

MENS DIVISION E2 1997 WORLD


Pos	Name	State	Ent	Av	W	L	R	SP	%
1.	Laverne Wipf	SD	48.27	11		5	303	640	47.34
2.	Paul 'Dewey' Howard	MI	48.61	12		6	302	720	41.94
3.	Bob Limon	NV	48.29	10		6	296	640	46.25
4.	Charles Laramie	MI	48.92	10		6	254	640	39.69
5.	Gordon Butts	BC	48.26	9		6	262	600	43.67
6.	Gerry Wycarver	OH	49.01	8		7	277	600	46.17
7.	Stephen Mayer	NY	49.08	8		7	271	600	45.17
8.	Jim Scott	KY	48.54	8		7	268	600	44.67
9.	Don Conklin	CO	48.94	8		7	258	600	43.00
10.	Jerry Kane	OH	48.68	7.5		7.5	272	600	45.33
11.	Roy Buhler	UT	48.90	6		9	290	600	48.33
12.	Jerry Volz	WI	49.07	6		9	253	600	42.17
13.	Glen Lasenby	ON	48.26	5.5		9.5	225	600	37.50
14.	Frank Kallay	PA	48.36	5.5		9.5	224	600	37.33
15.	Donald Minich	FL	48.40	4.5		10.5	240	600	40.00
16.	Don Hostrup	WI	48.34	4		11	208	600	34.67

MENS DIVISION E3 1997 WORLD

Pos	Name	State	Ent	Av	W	L	R	SP	%
1.	Jim Haley	GA	47.36	14		1	313	600	52.17
2.	Dennis Weaver	ON	47.80	11.5		3.5	300	600	50.00
3.	Tom King	OH	47.38	11.5		3.5	277	600	46.17
4.	David Keifer	OH	47.74	11		4	286	600	47.67
5.	Roy Robertson	MA	47.69	10		5	240	600	40.00
6.	Dale Maxson	PA	47.58	9		6	260	600	43.33
7.	Clarence 'Jim' Hyatt	OH	47.72	8		7	279	600	46.50
8.	Dick Smith	OH	47.55	8		7	275	600	45.83
9.	Jackie Gary	AL	48.02	8		7	269	600	44.83
10.	Randy Joines	NC	48.16	7.5		7.5	252	600	42.00
11.	Dave Plowman	OH	47.84	6		9	255	600	42.50
12.	Gilles Roy	ON	47.60	5.5		9.5	245	600	40.83
13.	Ed Clark	IN	48.14	4		9	137	320	42.81
14.	Donald Frook	ON	47.85	3		12	187	600	31.17
15.	Pacer Pacer			0		13	0	0	0.00
16.	Pacer Pacer			0		13	0	0	0.00



Thomas Roush—F-1



Don Glass—F-2



John Reilly—F-3

MENS DIVISION F1 1997 WORLD


Pos	Name	State	Ent	Av	W	L	R	SP	%
1.	Thomas Roush	NY	47.05	14	1	246	600	41.00	
2.	John Staab	PA	47.32	12	3	247	600	41.17	
3.	Levi Miller Jr.	OH	46.85	9	6	264	600	44.00	
4.	Steve Frost	ME	46.90	9	6	255	600	42.50	
5.	Arley Shantz	ON	46.62	9	6	253	600	42.17	
6.	Ron Brockway	WI	46.81	9	6	244	600	40.67	
7.	Paul Sarette	NH	46.96	9	6	238	600	39.67	
8.	Rick Merriweather	MI	46.90	9	6	236	600	39.33	
9.	Randal Bissell	FL	47.11	8	7	243	600	40.50	
10.	John Decker	MI	46.77	8	7	215	600	35.83	
11.	Robert Hartshorn	MA	46.91	7	8	225	600	37.50	
12.	Keith Lamarche	ON	46.73	7	8	215	600	35.83	
13.	Dominick Massella	PA	47.15	5	10	196	600	32.67	
14.	Dale Stephenson	IN	46.69	3	12	197	600	32.83	
15.	Roger F James Jr	NY	46.58	2	13	151	600	25.17	
16.	Pacer Pacer			0	15	0	0	0.00	

MENS DIVISION F2 1997 WORLD


Pos	Name	State	Ent	Av	W	L	R	SP	%
1.	Don Glass	KY	46.37	13	2	292	600	48.67	
2.	Walter R Murphy	IN	46.08	10	5	245	600	40.83	
3.	Harlen Parsons	ME	46.05	9.5	5.5	259	600	43.17	
4.	George Butler	MI	46.21	9.5	5.5	257	600	42.83	
5.	Bob Davidson	ON	46.19	9	6	266	600	44.33	
6.	Lloyd Wolf	MN	46.00	9	6	265	600	44.17	
7.	Homer Keen	IN	46.42	8.5	6.5	241	600	40.17	
8.	Paul Coleman	KY	46.35	8	7	244	600	40.67	
9.	Harvey Hayes	PA	46.54	8	7	214	600	35.67	
10.	Warren Moore	PA	46.08	7	8	239	600	39.83	
11.	Bruce Kuehl	ON	46.11	7	8	231	600	38.50	
12.	Harvey Schake	NE	46.19	7	8	230	600	38.33	
13.	Arturo Selmi	ON	46.21	6.5	8.5	223	600	37.17	
14.	J. Fred Brown	OH	46.56	4	11	191	600	31.83	
15.	John Leach	ME	46.13	3	12	183	600	30.50	
16.	David Ellis	KY	46.12	1	14	158	600	26.33	

MENS DIVISION F3 1997 WORLD


Pos	Name	State	Ent	Av	W	L	R	SP	%
1.	John Reilly	CT	45.42	14	1	257	600	42.83	
2.	Bill Masterson	MO	45.45	11	4	268	600	44.67	
3.	Luke Thompson	IL	45.88	11	4	226	600	37.67	
4.	Harold Kipp	ON	45.91	10	5	236	600	39.33	
5.	Lawrence Kurowski	NY	45.91	10	5	229	600	38.17	
6.	Miles Hickling	ON	45.41	8	7	243	600	40.50	
7.	LeRoy 'Tip' Wippenfurth	WI	45.54	8	7	230	600	38.33	
8.	Norman Ameling	FL	45.83	8	7	189	600	31.50	
9.	Peter Both	ON	45.86	7.5	7.5	233	600	38.83	
10.	John Wellstrand Jr.	IN	45.52	7	8	225	600	37.50	
11.	Steven Evanczik	NY	45.33	7	8	214	600	35.67	
12.	Paul Nyberg	PA	45.39	6	9	213	600	35.50	
13.	Ronald Kohn	MI	45.54	5	10	230	600	38.33	
14.	Ottie Reno	OH	45.73	4.5	10.5	211	600	35.17	
15.	John Gamble	IN	45.89	3	12	97	400	24.25	
16.	Pacer Pacer			0	15	0	0	0.00	



John Daugherty—G-1



Richard Black—G-2



Herbert Miller—G-3

MENS DIVISION G1 1997 WORLD


Pos	Name	State	Ent	Av	W	L	R	SP	%
1.	John Daugherty	PA	45.30	13	2	275	600	45.83	
2.	Maurice Brochu	CT	45.05	11	4	236	600	39.33	
3.	Lou Colpitts	KY	44.92	10	5	243	600	40.50	
4.	William Kilgore	PA	45.08	10	5	214	600	35.67	
5.	Donald Swegel	KS	44.73	9.5	5.5	247	600	41.17	
6.	Jim Wright	IL	45.33	9	6	251	600	41.83	
7.	John Kelly	PA	45.22	8	7	218	600	36.33	
8.	James Belt	MO	44.93	7.5	7.5	226	600	37.67	
9.	Richard Mansfield	IN	44.96	7	8	232	600	38.67	
10.	James Jackson	IA	45.02	6.5	8.5	242	600	40.33	
11.	Kevin Duquette	CT	45.20	6.5	8.5	236	600	39.33	
12.	Melvin Miller	OH	44.76	6	9	222	600	37.00	
13.	Al Pagano Jr.	CT	44.95	6	9	216	600	36.00	
14.	Earl Johnson	MI	45.21	5	10	221	600	36.83	
15.	Timothy Collier	NY	45.17	5	10	184	600	30.67	
16.	Pacer Pacer			0	15	0	0	0.00	

MENS DIVISION G2 1997 WORLD


Pos	Name	State	Ent	Av	W	L	R	SP	%
1.	Richard Black	IN	44.39	12	4	274	640	42.81	
2.	James Coakley	OH	44.62	11	5	252	640	39.38	
3.	Ralph Cullum	FL	44.10	10.5	4.5	246	600	41.00	
4.	Bob Beavers	MO	44.48	9	6	265	600	44.17	
5.	Roger Landry	MA	44.09	9	6	237	600	39.50	
6.	Ken Girling	ON	44.57	8	7	235	600	39.17	
7.	Kenneth Drury	ON	44.60	8	7	215	600	35.83	
8.	Charles Hastings	ON	44.36	8	7	211	600	35.17	
9.	Lyle Wiedrick	NY	44.30	8	7	195	600	32.50	
10.	Harry Collins	ON	44.13	7	8	251	600	41.83	
11.	William Lemax	ON	44.44	6	9	235	600	39.17	
12.	Wayne Woods	ON	44.32	6	9	223	600	37.17	
13.	James Spunaugle	NY	44.10	6	9	211	600	35.17	
14.	William Raye	CA	44.70	5.5	9.5	220	600	36.67	
15.	Richard Hansen	WI	44.61	4	11	190	600	31.67	
16.	Arthur Duford	ON	44.35	3	12	212	600	35.33	

MENS DIVISION G3 1997 WORLD


Pos	Name	State	Ent	Av	W	L	R	SP	%
1.	Herbert Miller	NY	43.52	12	3	262	600	43.67	
2.	Martial Bourque	ON	43.62	10.5	4.5	231	600	38.50	
3.	Dalton Simmons	IL	43.61	9.5	5.5	233	600	38.83	
4.	Roy Evans	MO	43.42	9.5	5.5	212	600	35.33	
5.	Charles Knotts	NM	36.66	9	6	232	600	38.67	
6.	Lee Watkins	IL	43.47	9	6	209	600	34.83	
7.	Larry Guimond	ME	43.76	8.5	6.5	226	600	37.67	
8.	Gene Kuiken	WA	43.74	7.5	7.5	235	600	39.17	
9.	Ken Boyd	ON	43.49	7	8	211	600	35.17	
10.	Wayne Huber	ON	43.86	6.5	8.5	260	600	43.33	
11.	Garry Burke	NH	43.37	6	9	229	600	38.17	
12.	Dick Scott	PA	43.59	6	9	215	600	35.83	
13.	James Hilliker	MI	44.05	6	9	190	600	31.67	
14.	Ron Weiss	PA	43.94	5	10	192	600	32.00	
15.	James Stiles	ON	43.77	5	10	173	600	28.83	
16.	Glenn Smith	PA	43.57	3	12	205	600	34.17	



Jim Hawkins—H-1



Walter Metts, Sr.—H-2



Fred Decorah—H-3

MENS DIVISION H1 1997 WORLD

Pos	Name	State	Ent	Av	W	L	R	SP	%
1.	Jim Hawkins	ON	42.73	13	2	296	600	49.33	
2.	Roy Wagler	ON	42.85	11	4	222	600	37.00	
3.	Don Matzenbacher	IL	42.64	10.5	4.5	236	600	39.33	
4.	Bill Marvin	IL	43.22	9	6	247	600	41.17	
5.	Ronald Craven	MO	42.92	9	6	233	600	38.83	
6.	Ron Bowerman	NY	43.10	9	6	228	600	38.00	
7.	Albert Buckland	NY	42.98	8.5	6.5	255	600	42.50	
8.	Oris Miller	FL	42.93	8.5	6.5	229	600	38.17	
9.	Ray Amos	BC	43.07	7	8	206	600	34.33	
10.	Darrell Reno	OH	43.15	7	8	205	600	34.17	
11.	Michael Hansen	WI	43.16	6.5	8.5	197	600	32.83	
12.	Don Weaver	NV	43.17	5.5	9.5	226	600	37.67	
13.	George Petro	PA	43.09	5	10	212	600	35.33	
14.	Don Claas	MO	42.85	5	10	199	600	33.17	
15.	Jim Henderson	KY	42.63	3	12	209	600	34.83	
16.	Wayne Rogers	ON	42.71	2.5	12.5	163	600	27.17	

MENS DIVISION H2 1997 WORLD


Pos	Name	State	Ent	Av	W	L	R	SP	%
1.	Walter Metts Sr.	PA	42.56	12	3	245	600	40.83	
2.	Julian Tijerina	WI	42.34	10	5	249	600	41.50	
3.	Herbert Kisamore	PA	42.39	10	5	232	600	38.67	
4.	John Oneill	ON	42.10	10	5	224	600	37.33	
5.	Harold Peters	CT	42.16	9	6	218	600	36.33	
6.	David Morgan	ON	42.62	9	6	212	600	35.33	
7.	Norman Lafleur	ON	42.53	8	7	230	600	38.33	
8.	Norbert Brown	CA	42.63	8	7	219	600	36.50	
9.	Bert Mannix	MT	42.37	8	7	218	600	36.33	
10.	Het Birchfield	TN	42.33	7.5	7.5	193	600	32.17	
11.	Eugene Stemmler	ON	42.50	7	8	226	600	37.67	
12.	Kevin Challice	ON	42.11	7	8	223	600	37.17	
13.	James Kachik	PA	42.52	6	9	230	600	38.33	
14.	Westley Troke	PQ	42.23	4.5	10.5	196	600	32.67	
15.	Art King	FL	42.50	4	11	184	600	30.67	
16.	Gerald Swant	ON	42.14	0	15	55	280	19.64	

MENS DIVISION H3 1997 WORLD


Pos	Name	State	Ent	Av	W	L	R	SP	%
1.	Fred Decorah	WI	42.06	10.5	4.5	258	600	43.00	
2.	Roger Botting	NY	42.01	10	5	252	600	42.00	
3.	John Peplinski	FL	41.88	10	5	239	600	39.83	
4.	Richard Pratt	MA	42.04	10	5	238	600	39.67	
5.	Charlie Jones	OH	41.80	9.5	5.5	205	600	34.17	
6.	Al Springall	ON	41.69	9	6	203	600	33.83	
7.	Steven Summerlin	MI	42.06	8.5	6.5	202	600	33.67	
8.	Darrell Harris	MI	42.09	8	7	211	600	35.17	
9.	James DuRose	FL	41.89	7.5	7.5	238	600	39.67	
10.	Floyd Jarrett	OK	42.05	7	8	223	600	37.17	
11.	Harold Harget	DE	41.77	7	8	197	600	32.83	
12.	Forest D Howell	FL	41.89	6.5	8.5	199	600	33.17	
13.	Robert H Klock	NY	41.96	5	10	190	600	31.67	
14.	John Handley	ON	41.69	5	10	186	600	31.00	
15.	Marty Schmitke	IL	41.90	4	11	163	600	27.17	
16.	Robert Pluckebaum	IL	42.05	2.5	12.5	175	600	29.17	



Casey Sluys—I-1



Wayne Sturtz—I-2



Harry "Buzz" Jones—I-3

MENS DIVISION I1 1997 WORLD

Pos	Name	State	Ent	Av	W	L	R	SP	%
1.	Casey Sluys	CA	41.49	12	4	227	640	35.47	
2.	Kenneth Ego	ON	41.46	11	5	258	640	40.31	
3.	Richard Whitney	NY	41.64	10.5	4.5	230	600	38.33	
4.	Dan Sanders	OH	41.45	10	5	209	600	34.83	
5.	Archie Sexton	IN	41.63	9	6	245	600	40.83	
6.	Ray O'Toole	ON	41.44	9	6	214	600	35.67	
7.	Robert Yamnicky	CT	41.21	9	6	207	600	34.50	
8.	David Lambert	MA	41.66	8.5	6.5	232	600	38.67	
9.	Bruce Simpson	ME	41.46	7.5	7.5	190	600	31.67	
10.	Lou Busch	BC	41.37	7	8	183	600	30.50	
11.	Ed Davis	IN	41.64	7	8	183	600	30.50	
12.	Jim Reed	NJ	41.37	6.5	8.5	200	600	33.33	
13.	Pete Mosbrucker	ND	41.57	5.5	9.5	190	600	31.67	
14.	Louis Valentino	NY	41.51	4	11	168	600	28.00	
15.	Larry Brindley	ON	41.38	2.5	12.5	145	600	24.17	
16.	Ronald Bowler	NH	41.61	2	13	161	600	26.83	

MENS DIVISION I2 1997 WORLD


Pos	Name	State	Ent	Av	W	L	R	SP	%
1.	Wayne Sturtz	VA	40.32	12.5	3.5	259	640	40.47	
2.	Dave Munroe	NH	40.43	11.5	4.5	254	640	39.69	
3.	Buddy Pratt	ON	40.51	11	4	249	600	41.50	
4.	Earl Noe	OH	40.39	10.5	4.5	221	600	36.83	
5.	Ivan Kristofic	ON	41.11	10	5	251	600	41.83	
6.	Tony Gentry	CO	40.97	10	5	250	600	41.67	
7.	David W Reynolds	NY	40.59	9.5	5.5	246	600	41.00	
8.	Garry Rayner	BC	41.07	9	6	233	600	38.83	
9.	Paul Witzel	ON	40.98	9	6	227	600	37.83	
10.	Richard Kosko	NY	41.10	7	8	212	600	35.33	
11.	Richard Reynolds	NY	41.15	6	9	181	600	30.17	
12.	Fred Pizarro	KY	40.56	5	10	204	600	34.00	
13.	Lloyd Carter	ON	40.82	4	11	219	600	36.50	
14.	Ray Duncan	TN	41.15	4	11	170	600	28.33	
15.	Barry Alderton	ON	40.36	1	13	64	200	32.00	
16.	Pacer Pacer			0	14	0	0	0.00	

MENS DIVISION I3 1997 WORLD


Pos	Name	State	Ent	Av	W	L	R	SP	%
1.	Harry Buzz Jones	KS	40.26	14	1	282	600	47.00	
2.	Tom Costa Sr.	WI	40.00	11.5	3.5	242	600	40.33	
3.	Jeff Coile	GA	40.28	10	5	244	600	40.67	
4.	William Hagen	WI	40.12	10	5	232	600	38.67	
5.	Gordon Fuhr	NE	40.16	9	6	244	600	40.67	
6.	Robert Dean	VT	40.24	9	6	238	600	39.67	
7.	Werner Klein	ON	40.20	8	7	242	600	40.33	
8.	Robert E Yeomans	NY	39.91	8	7	224	600	37.33	
9.	Robert C. Anderson	WI	39.87	7.5	7.5	225	600	37.50	
10.	Larry Holmes	NE	40.00	7.5	7.5	206	600	34.33	
11.	Robert Dunsmore	PA	40.27	7	8	217	600	36.17	
12.	David Siegel	ON	40.25	6.5	8.5	214	600	35.67	
13.	Ken Terrio Sr.	MA	40.30	5	10	173	600	28.83	
14.	Floyd Mitchell	MI	39.90	4	11	218	600	36.33	
15.	Don Smith	AL	40.18	3	12	189	600	31.50	
16.	Pacer Pacer			0	15	0	0	0.00	



Tom Routh—J-1



Richard Blackburn—J-2



Martin Donaldson, Jr.—J-3

MENS DIVISION J1 1997 WORLD

Pos	Name	State	EntAv	W	L	R	SP	%
1.	Tom Routh	KS	39.66	15	0	296	600	49.33
2.	Robert Moulin	FL	39.59	14	1	291	600	48.50
3.	Jim Congdon	FL	39.64	9.5	5.5	261	600	43.50
4.	Michael Brown	NY	39.80	9	6	204	600	34.00
5.	John Carlin	WI	39.55	8.5	6.5	254	600	42.33
6.	Floyd Hix Jr.	VA	39.65	8	7	224	600	37.33
7.	Fred Stone	ON	39.78	8	7	223	600	37.17
8.	Harold Garner	IA	39.74	8	7	202	600	33.67
9.	David Van Citters	TX	39.76	7.5	7.5	197	600	32.83
10.	Bryan Nyenhuis	MI	39.59	7	8	182	600	30.33
11.	Ken Jaeger Sr.	WI	39.78	6	9	215	600	35.83
12.	Marc Hamel	PQ	39.70	6	9	159	600	26.50
13.	Jim Gregory	MO	39.50	5	10	184	600	30.67
14.	Ron Welsh	NE	39.81	4	11	174	600	29.00
15.	Bernard Bender	ON	39.54	4	11	131	600	21.83
16.	Richard Frisby Jr	PA	39.52	0.5	14.5	126	600	21.00

MENS DIVISION J2 1997 WORLD


Pos	Name	State	EntAv	W	L	R	SP	%
1.	Richard Blackburn	OH	39.22	14	1	215	600	35.83
2.	Mason Walker	UT	38.85	11	4	258	600	43.00
3.	Stan Miller	OH	39.43	10	5	209	600	34.83
4.	Daniel Markley	MI	39.41	10	5	205	600	34.17
5.	Jerry Lofton	IN	38.88	10	5	194	600	32.33
6.	John VanDenNeucker	ON	39.38	9.5	5.5	182	600	30.33
7.	Gene Heindl	OH	39.35	9	6	199	600	33.17
8.	Jim Nelson	ON	38.96	8	7	208	600	34.67
9.	Bob Patton	PA	39.44	8	7	186	600	31.00
10.	Bob Barnes	MO	39.20	6.5	8.5	135	600	22.50
11.	Gord Sturgeon	ON	39.30	6	9	178	600	29.67
12.	John Gregorich	WI	39.21	5.5	9.5	160	600	26.67
13.	Jack Besse	ON	39.39	5	10	196	600	32.67
14.	Ralph Sharp	KY	39.03	4	11	127	400	31.75
15.	Don Bailey	IL	39.24	3.5	11.5	111	600	18.50
16.	Pacer Pacer			0	15	0	0	0.00

MENS DIVISION J3 1997 WORLD


Pos	Name	State	EntAv	W	L	R	SP	%
1.	Martin Donaldson Jr	ON	38.82	11.5	4.5	266	640	41.56
2.	John Boyd	NC	38.79	10.5	5.5	264	640	41.25
3.	Bruce McLinn	WI	38.46	10	5	226	600	37.67
4.	Sonny Franks	IN	38.40	10	5	213	600	35.50
5.	Robert Wood Sr.	ME	38.40	10	5	209	600	34.83
6.	George Eckstrom	WI	38.38	9	6	227	600	37.83
7.	Archie Filley	ND	38.57	9	6	213	600	35.50
8.	Vern McGrath	IA	38.43	8	7	193	600	32.17
9.	Richard Boals	PA	38.49	8	7	173	600	28.83
10.	Dennis Hilker	ON	38.73	8	7	169	600	28.17
11.	Leonard Lentz	MO	38.28	7	8	208	600	34.67
12.	Ralph Webb	IN	38.52	6.5	8.5	193	600	32.17
13.	Kim R Emerson	ON	38.73	6.5	8.5	165	600	27.50
14.	Lee Wilcox	FL	38.42	4	11	124	600	20.67
15.	Bernard Cockroft	WI	38.75	3	12	173	600	28.83
16.	Pacer Pacer			0	15	0	0	0.00



Omar Truesdell—K-1



Ron Hook—K-2



Fred Tragesser—K-3

MENS DIVISION K1 1997 WORLD


Pos	Name	State	Ent	Av	W	L	R	SP	%
1.	Omar Truesdell	NY	38.12	12		3	241	600	40.17
2.	Brian Fisher	OH	38.24	11		4	234	600	39.00
3.	Terry Sternberg	WI	38.00	10.5		4.5	210	600	35.00
4.	Donald R Buckley	NY	37.94	10		5	230	600	38.33
5.	Ed Waugaman	OH	37.56	10		5	224	600	37.33
6.	Chuck Scheffer	ON	37.86	8		7	210	600	35.00
7.	Thurman Bailey	OH	37.56	8		7	194	600	32.33
8.	Bill DeVries	ON	37.98	7.5		7.5	201	600	33.50
9.	Bob Cutright Sr.	MO	38.27	7.5		7.5	198	600	33.00
10.	William Carns	PA	37.44	7		8	202	600	33.67
11.	George Brouwer	ON	37.85	6.5		8.5	200	600	33.33
12.	Robert Morley	UT	37.91	6		9	198	600	33.00
13.	Paul Valeriote	ON	37.91	6		9	163	600	27.17
14.	Robin Mallory	ON	38.00	5		10	173	600	28.83
15.	Lloyd Putnam	NH	37.97	2.5		12.5	166	600	27.67
16.	Alphonse Alba	CT	37.74	2.5		12.5	150	600	25.00

MENS DIVISION K2 1997 WORLD


Pos	Name	State	Ent	Av	W	L	R	SP	%
1.	Ron Hook	IL	36.92	12		4	255	640	39.84
2.	Fred Armstrong	CT	37.11	11		5	209	640	32.66
3.	Leroy Dominique	MO	37.05	10.5		4.5	203	600	33.83
4.	Ken LaRochelle	CT	36.85	10		5	222	600	37.00
5.	Homer Page	PA	37.27	10		5	192	600	32.00
6.	Meredith Kahrig	OH	36.81	9		6	205	600	34.17
7.	Howard N. Field	FL	37.10	9		6	195	600	32.50
8.	Edward Boehnke	MA	36.89	8		7	178	600	29.67
9.	Howard Lane	MO	36.88	8		7	148	600	24.67
10.	Robert Witnauer	NY	37.39	6.5		8.5	171	600	28.50
11.	Jerome A. Miele	MI	36.91	6		9	195	600	32.50
12.	Gary Arledge	OH	37.41	6		9	189	600	31.50
13.	Ed Bowden	OH	37.40	5		10	162	600	27.00
14.	Dan Thompson I	ME	37.35	5		10	160	600	26.67
15.	Mose Miller	OH	37.39	3		12	163	600	27.17
16.	Lance Twyman	NY	37.21	2		13	63	200	31.50

MENS DIVISION K3 1997 WORLD


Pos	Name	State	Ent	Av	W	L	R	SP	%
1.	Fred Tragesser	IN	36.55	12.5		2.5	248	600	41.33
2.	Robert Knudtson	MN	36.76	11		4	237	600	39.50
3.	Richard Patenaude	PQ	36.54	11		4	204	600	34.00
4.	Ron Kindrick	AL	36.48	10.5		4.5	207	600	34.50
5.	Irve Swihart	MI	36.76	10		5	242	600	40.33
6.	Timothy Thurber	NY	36.78	10		5	227	600	37.83
7.	Lewis Kent	MO	36.59	8.5		6.5	217	600	36.17
8.	John Luckhurst	NY	36.70	8		7	205	600	34.17
9.	Fred Arsenault	ON	36.44	8		7	196	600	32.67
10.	James E Gee	NY	36.76	7		8	208	600	34.67
11.	Jim Morrison	ON	36.53	6.5		8.5	165	600	27.50
12.	Russ Burns	WI	36.71	6		9	169	600	28.17
13.	Allen J. 'A.J.' Smith	NY	36.76	5		10	161	600	26.83
14.	Mike Trudel	NH	36.60	3		12	154	600	25.67
15.	Gregg Turner	KS	36.46	3		12	123	600	20.50
16.	Pacer Pacer				0	15	0	0	0.00



Harvey Strausbaugh—L-1



Mike Cone—L-2



Jeffrey Gearhart—L-3

MENS DIVISION L1 1997 WORLD

Pos	Name	State	Ent	Av	W	L	R	SP	%
1.	Harvey Strausbaugh	OH	36.31	15	0	247	600	41.17	
2.	Douglas Debrusk	ON	36.05	11	4	193	600	32.17	
3.	Dwane Lumsden	ON	36.01	10	5	214	600	35.67	
4.	Steve Maples	NY	36.08	9.5	5.5	190	600	31.67	
5.	Doug Heckathorn	NY	36.01	9.5	5.5	168	600	28.00	
6.	Ron Mosness Sr	MT	36.36	9	6	202	600	33.67	
7.	Ray Mallo	WI	36.00	8.5	6.5	180	600	30.00	
8.	John Aeschlimann	WI	36.29	8	7	168	600	28.00	
9.	Paul Jary	CT	36.11	7.5	7.5	170	600	28.33	
10.	Frank Valencic	OH	36.20	6	9	161	600	26.83	
11.	Lee McCumsey	IL	36.33	5.5	9.5	169	600	28.17	
12.	Don Van Hagen	NV	36.11	5.5	9.5	154	600	25.67	
13.	Bud Davis	ON	36.27	4.5	10.5	187	600	31.17	
14.	Vaughn 'Skip' Gerber	CT	36.38	4.5	10.5	147	600	24.50	
15.	Mike Volkart	MO	36.37	3	12	166	600	27.67	
16.	Gordon Baldwin	ON	36.25	3	12	146	600	24.33	

MENS DIVISION L2 1997 WORLD


Pos	Name	State	Ent	Av	W	L	R	SP	%
1.	Mike Cone	WI	35.82	13.5	1.5	263	600	43.83	
2.	Mario Aires	ON	35.87	13	2	266	600	44.33	
3.	Mike Kloster	MN	35.80	12.5	2.5	254	600	42.33	
4.	William English	MA	35.75	12	3	262	600	43.67	
5.	Doug Thompson	ON	35.91	9.5	5.5	231	600	38.50	
6.	Vine Marks	SD	35.89	9	6	216	600	36.00	
7.	Bill Bulson	NY	35.90	8.5	6.5	191	600	31.83	
8.	Richard Schmidt	MO	35.83	7	8	186	600	31.00	
9.	Jack Barton	ON	35.91	7	8	175	600	29.17	
10.	Kenneth Turnbull	PA	35.80	7	8	171	600	28.50	
11.	Gene Alderman	MI	35.97	5.5	9.5	150	600	25.00	
12.	Tom Booth	NH	35.87	4.5	10.5	123	600	20.50	
13.	Gene Swogger	PA	35.71	4.5	10.5	122	600	20.33	
14.	Richard Conrad	WI	35.71	3.5	11.5	138	600	23.00	
15.	John Farmer	ON	35.79	3	12	118	600	19.67	
16.	Pacer Pacer			0	15	0	0	0.00	

MENS DIVISION L3 1997 WORLD


Pos	Name	State	Ent	Av	W	L	R	SP	%
1.	Jeffrey A Gearhart	NY	34.97	12.5	2.5	224	600	37.33	
2.	Dave Hammerbeck	NY	35.16	10	5	216	600	36.00	
3.	Bob Manion	IL	35.12	10	5	193	600	32.17	
4.	Brady Craven	MO	35.03	10	5	178	600	29.67	
5.	Elbert Trask	VT	35.24	9	6	200	600	33.33	
6.	Chris Moore	CA	35.61	8.5	6.5	167	600	27.83	
7.	Gordon 'Doc' Carpenter	ME	35.66	8	7	160	600	26.67	
8.	Larry Hoyt	ND	35.26	7.5	7.5	179	600	29.83	
9.	Charles Myers	OH	35.12	7.5	7.5	175	600	29.17	
10.	Robert Crorey	MI	35.10	7	8	193	600	32.17	
11.	John Murphy	ON	35.53	7	8	170	600	28.33	
12.	Doug Fries	ON	35.63	6	9	189	600	31.50	
13.	Gary Doeden	CT	34.96	6	9	147	600	24.50	
14.	Walter Virkler Jr	NY	35.30	5.5	9.5	174	600	29.00	
15.	Harold Bischel	MN	34.98	5.5	9.5	163	600	27.17	
16.	Terry Hlavac	IL	35.07	0	15	102	600	17.00	



Norman Smith—M-1



Dave Sage—M-2



Gordon Simon, Jr.—M-3

MENS DIVISION M1 1997 WORLD

Pos	Name	State	Ent	Av	W	L	R	SP	%
1.	Norman Smith	NJ	34.93	12.5	2.5	180	600	30.00	
2.	Brian Major	ON	34.39	11	4	227	600	37.83	
3.	Mark Dietrich	ON	34.73	11	4	205	600	34.17	
4.	Allen Baptist	CO	34.58	11	4	205	600	34.17	
5.	Seneca 'Red' Ferguson	IL	34.66	10	5	205	600	34.17	
6.	Jack Hamelin	ON	34.89	8	7	177	600	29.50	
7.	Odis Ramsey	MI	34.49	8	7	174	600	29.00	
8.	Gordon Carpenter	NY	34.50	8	7	134	600	22.33	
9.	Ted Tuns	ON	34.58	6	9	191	600	31.83	
10.	Quentin DuVall	CA	34.94	6	9	147	600	24.50	
11.	Park Rauch	NY	34.47	5.5	9.5	162	600	27.00	
12.	Max Curtiss	MI	34.47	5	10	183	600	30.50	
13.	Don LaChance	NH	34.94	5	10	153	600	25.50	
14.	Ralph MacDonald	ON	34.39	4.5	10.5	170	600	28.33	
15.	Ken W. Nichols	FL	34.42	4.5	10.5	150	600	25.00	
16.	Don Lee	TN	34.74	4	11	110	600	18.33	

MENS DIVISION M2 1997 WORLD


Pos	Name	State	Ent	Av	W	L	R	SP	%
1.	Dave Sage	MO	34.38	12.5	3.5	223	640	34.84	
2.	Wilfred Kahrig	OH	34.02	11.5	4.5	216	640	33.75	
3.	William E. Brown	MO	34.05	11	4	207	600	34.50	
4.	Owen Bloodgood	IL	34.28	11	4	206	600	34.33	
5.	Robert L Chadwick	NY	34.04	10.5	4.5	187	600	31.17	
6.	Jerry Jessmore	NY	34.24	10	5	207	600	34.50	
7.	John Fennema	ON	34.02	9	6	181	600	30.17	
8.	Billy Walters	OK	34.25	8	7	192	600	32.00	
9.	Louis Baldasso	ON	34.13	7	8	199	600	33.17	
10.	Patrick Vishneski	NY	34.01	7	8	186	600	31.00	
11.	Melvin Cooper	TN	34.05	7	8	149	600	24.83	
12.	Merrill Crowe	ON	34.34	6.5	8.5	145	600	24.17	
13.	Joe Faron Sr.	MO	34.32	6	9	175	600	29.17	
14.	Don Bollock	IN	34.30	3	12	79	600	13.17	
15.	Pacer Pacer			0	14	0	0	0.00	
16.	Pacer Pacer			0	14	0	0	0.00	

MENS DIVISION M3 1997 WORLD


Pos	Name	State	Ent	Av	W	L	R	SP	%
1.	Gordon Simon, Jr.	MI	33.60	13	2	212	600	35.33	
2.	Elmer McMahon	MB	33.54	10.5	4.5	196	600	32.67	
3.	Steve Poole	ON	33.94	10	5	197	600	32.83	
4.	Bill Roos	BC	33.50	10	5	168	600	28.00	
5.	J. C. Crawford	OH	33.68	10	5	152	600	25.33	
6.	Ed Searles	CT	33.74	9	6	184	600	30.67	
7.	Jack Von Dach	OH	33.45	8.5	6.5	188	600	31.33	
8.	Ron Berg	WI	33.80	7.5	7.5	181	600	30.17	
9.	Robert Jackson	KS	33.93	7.5	7.5	177	600	29.50	
10.	Andy Gubler	ON	33.57	7.5	7.5	170	600	28.33	
11.	Allan Ling	ON	33.73	7	8	177	600	29.50	
12.	Gene Johnson	NB	33.60	6	9	180	600	30.00	
13.	Richard Warner	MI	33.78	4.5	10.5	151	600	25.17	
14.	Larry Langewisch	MO	33.58	4	11	154	600	25.67	
15.	Thomas Roberts Sr.	PA	33.44	3.5	11.5	163	600	27.17	
16.	James L Goodman	NY	33.50	1.5	13.5	149	600	24.83	



Keith Lindsay—N-1



Jack Lamka—N-2



Craig Schadler—N-3

MENS DIVISION N1 1997 WORLD


Pos	Name	State	Ent	Av	W	L	R	SP	%
1.	Keith Lindsay	ON	33.38	12	3	240	600	40.00	
2.	Steve Kruczek	MA	32.77	11	4	214	600	35.67	
3.	Harold Brown	NY	32.90	10	5	192	600	32.00	
4.	Roosevelt Gray	WV	32.71	9.5	5.5	159	600	26.50	
5.	Ernest G Pound Jr.	NY	32.82	9	6	205	600	34.17	
6.	Bob Lee	NH	33.26	9	6	204	600	34.00	
7.	Phil Briggs	OH	32.74	8.5	6.5	178	600	29.67	
8.	Bill Ostrom	CO	33.43	8.5	6.5	166	600	27.67	
9.	Raymond L Hall	NY	32.67	8	7	179	600	29.83	
10.	Tony Kleidosty	NE	32.76	7	8	159	600	26.50	
11.	David Brown	OH	33.13	6	9	174	600	29.00	
12.	Douglas Kurt	ON	33.17	6	9	169	600	28.17	
13.	Bob Dickson	ON	32.98	6	9	145	600	24.17	
14.	Glendon Erb	ON	33.06	4	11	149	600	24.83	
15.	Charles Pendleton	IL	33.08	3	12	174	600	29.00	
16.	David Carroll	IN	33.26	2.5	12.5	155	600	25.83	

MENS DIVISION N2 1997 WORLD


Pos	Name	State	Ent	Av	W	L	R	SP	%
1.	Jack Lamka	ON	32.25	12	3	201	600	33.50	
2.	Gil Bomberry	ON	32.65	11	4	210	600	35.00	
3.	James Glen Sharpe	ON	32.26	10	5	194	600	32.33	
4.	George Nicholson	ON	32.57	10	5	184	600	30.67	
5.	Harold Laws	WI	32.59	10	5	176	600	29.33	
6.	Jean-Claude Lacombe	PQ	32.50	9	6	196	600	32.67	
7.	Ernest Miller Jr.	MI	32.33	8.5	6.5	180	600	30.00	
8.	Larry Glass	OH	32.41	7.5	7.5	164	600	27.33	
9.	Steve Dabek	NY	32.37	6.5	8.5	166	600	27.67	
10.	James Wilce	ON	32.25	6	9	155	600	25.83	
11.	David Singer	MI	32.28	6	9	154	600	25.67	
12.	Paul Wintermeyer	ON	32.63	6	9	151	600	25.17	
13.	Stan Banner	NY	32.39	5	10	163	600	27.17	
14.	Allen Holloway	WI	32.32	4.5	10.5	179	600	29.83	
15.	Rich Pulver	NY	32.63	4	11	166	600	27.67	
16.	Jim Farrey	CT	32.37	4	11	137	600	22.83	

MENS DIVISION N3 1997 WORLD


Pos	Name	State	Ent	Av	W	L	R	SP	%
1.	Craig C Schadler	NY	31.90	15	0	233	600	38.83	
2.	Fred Rich	FL	31.85	13	2	215	600	35.83	
3.	Ray Tawney	GA	32.20	11	4	210	600	35.00	
4.	Sal Okon	WI	31.78	10	5	181	600	30.17	
5.	David R Kois	NY	32.19	9.5	5.5	160	600	26.67	
6.	Gerald 'Jake' Sendelbach	OH	31.63	9	6	188	600	31.33	
7.	Rick Ventura	CT	32.17	8	7	165	600	27.50	
8.	Barry Jackson	IA	32.09	7	8	166	600	27.67	
9.	Pat Moore	CA	32.12	7	8	153	600	25.50	
10.	David Haugen	MN	32.23	6.5	8.5	177	600	29.50	
11.	Rob Corte	CT	31.89	6.5	8.5	134	600	22.33	
12.	Fred Nilsson	NC	31.75	6	9	148	600	24.67	
13.	Ken Green	ON	31.76	4.5	10.5	146	600	24.33	
14.	Jerry Schnurr	ON	32.01	4	11	123	600	20.50	
15.	Bob Wright	NJ	32.11	2	13	119	600	19.83	
16.	Ricky Tanner	MI	31.88	1	14	78	560	13.93	



Bob Roy—O-1



Jeff Williams—O-2



Edward Donaghue—O-3

MENS DIVISION 01 1997 WORLD


Pos	Name	State	Ent	Av	W	L	R	SP	%
1.	Bob Roy	WV	31.56	15	1	258	640	40.31	
2.	Ross Metts Sr	PA	31.61	14	2	251	640	39.22	
3.	Chris Surprenant	CT	31.33	11	4	211	600	35.17	
4.	James Towle Sr	ON	31.31	10.5	4.5	180	600	30.00	
5.	John Persons	NY	31.41	9.5	5.5	208	600	34.67	
6.	Hector Forrest	ON	31.54	9	6	200	600	33.33	
7.	LaVerne Schroeder	IL	31.56	9	6	188	600	31.33	
8.	Ken Pembleton	ON	31.42	7.5	7.5	154	600	25.67	
9.	Tom 'Ben' Clopton	MD	31.31	7	8	200	600	33.33	
10.	Don LeBeau	AZ	31.57	7	8	155	600	25.83	
11.	Jerry Thomas	NY	31.40	6	9	192	600	32.00	
12.	Mauno Backa	ON	31.41	5	10	136	600	22.67	
13.	Glen Plaisted	PA	31.37	4.5	10.5	111	600	18.50	
14.	Boyd Stonerock	MI	31.35	4	11	139	600	23.17	
15.	Carroll Martell	ME	31.35	2	13	87	600	14.50	
16.	Pacer Pacer			0	15	0	0	0.00	

MENS DIVISION 02 1997 WORLD


Pos	Name	State	Ent	Av	W	L	R	SP	%
1.	Jeff Williams	CA	31.12	14	1	334	600	55.67	
2.	Lloyd Newman	ON	31.08	9.5	5.5	223	600	37.17	
3.	Don Tiegs	MN	31.30	9.5	5.5	172	600	28.67	
4.	Julius Hamilton	SC	30.82	9	6	211	600	35.17	
5.	Ken Davison	WI	31.03	9	6	199	600	33.17	
6.	William Farnham	NY	31.20	9	6	189	600	31.50	
7.	George Herrmann	IL	31.08	9	6	182	600	30.33	
8.	William Spahn	WI	31.21	7	8	185	600	30.83	
9.	Jerry Elliott	KY	30.79	7	8	171	600	28.50	
10.	Frank Corbett	ON	30.78	6.5	8.5	191	600	31.83	
11.	Les Capling	ON	30.67	6	9	189	600	31.50	
12.	Robert Drisko	ME	30.68	6	9	186	600	31.00	
13.	Melvin Elmer	NJ	31.16	6	9	173	600	28.83	
14.	Cecil Crane	ON	31.19	6	9	151	600	25.17	
15.	Bill Wordel	IL	30.75	6	9	128	600	21.33	
16.	Ernest Poulin	SK	30.78	0.5	14.5	70	600	11.67	

MENS DIVISION 03 1997 WORLD


Pos	Name	State	Ent	Av	W	L	R	SP	%
1.	Edward Donaghue	NY	30.45	14	1	152	600	25.33	
2.	Stanley Hayes	NY	30.36	13	2	203	600	33.83	
3.	Ted King	MS	30.36	12	3	191	600	31.83	
4.	Ray E Ess	NY	30.35	10	5	185	600	30.83	
5.	Bob Champion	CO	30.36	9	6	192	600	32.00	
6.	Tom Costello	MA	30.27	8.5	6.5	151	600	25.17	
7.	Jim McKinnon	ON	30.38	8	7	187	600	31.17	
8.	Rod Garlick	MI	30.30	8	7	168	600	28.00	
9.	Bob Beaumont	ON	30.45	8	7	168	600	28.00	
10.	Jeff Kalan	ON	30.40	7	8	174	600	29.00	
11.	Rowen Swick	WI	30.43	6	9	164	600	27.33	
12.	Peter Donnelly	ON	30.28	6	9	141	600	23.50	
13.	Warren Knippel	WI	30.45	4.5	10.5	124	600	20.67	
14.	Garry Dawdry	ON	30.38	3.5	11.5	130	600	21.67	
15.	Jean Pierre Sigouin	ON	30.35	2.5	12.5	110	600	18.33	
16.	John Imhof	NY	30.42	0	15	84	600	14.00	



John "Tiny" Wright—P-1



George Tanner—P-2



Ernie Johnson—P-3

MENS DIVISION P1 1997 WORLD


Pos	Name	State	Ent	Av	W	L	R	SP	%
1.	John 'Tiny' Wright	IL	29.98	14	1	232	600	38.67	
2.	Bob LaBrum	NY	29.73	11	4	191	600	31.83	
3.	Jack Arnold	ON	30.20	10.5	4.5	196	600	32.67	
4.	Robert Lapping	PA	29.76	10.5	4.5	180	600	30.00	
5.	Bynum Hicks	AR	30.09	10.5	4.5	164	600	27.33	
6.	Earl Waggy	VA	29.78	9	6	150	600	25.00	
7.	Tom Steinke	WI	30.21	8.5	6.5	170	600	28.33	
8.	Ronald Lindstrom	MI	29.92	7.5	7.5	186	600	31.00	
9.	Jim Sanders	TX	30.22	7.5	7.5	127	600	21.17	
10.	Jim Newton	SD	30.16	7	8	128	600	21.33	
11.	Tom Doran	NH	29.85	6	9	166	600	27.67	
12.	Bob Zeman	NH	30.08	6	9	156	600	26.00	
13.	Jack Needham	PA	30.02	6	9	128	600	21.33	
14.	Gene Rhinehart	WI	30.00	3	12	137	600	22.83	
15.	Brian Smee	ON	30.04	2	13	125	600	20.83	
16.	David Evanczik	NY	30.02	1	14	90	600	15.00	

MENS DIVISION P2 1997 WORLD


Pos	Name	State	Ent	Av	W	L	R	SP	%
1.	George Tanner	MI	29.25	13.5	1.5	234	600	39.00	
2.	Patrick Kovanehak	ON	29.40	12	3	205	600	34.17	
3.	Chuck H Burkett	PA	29.70	10.5	4.5	183	600	30.50	
4.	Howard Kuehn	GA	29.64	10	5.5	193	600	32.17	
5.	Joe Dominique	MO	29.28	9.5	5.5	192	600	32.00	
6.	Donald Pierce	NY	29.39	9	6	169	600	28.17	
7.	George Ripley	NJ	29.56	8.5	6.5	181	600	30.17	
8.	Bernard LaPierre	CT	29.64	7	8	177	600	29.50	
9.	Jean-Guy Laliberte	PQ	29.33	7	8	156	600	26.00	
10.	Jim Shanks	ON	29.46	6.5	8.5	165	600	27.50	
11.	Ron Vogel	NJ	29.66	6	9	149	600	24.83	
12.	Robert Reininger	MO	29.17	5	10	136	600	22.67	
13.	Michel Favreau	PQ	29.67	4.5	10.5	141	600	23.50	
14.	Harold Mitchell	ON	29.34	4	11	122	600	20.33	
15.	Lloyd Neeb	ON	29.24	4	11	97	600	16.17	
16.	Kevin A Green	NY	29.25	3	12	150	600	25.00	

MENS DIVISION P3 1997 WORLD


Pos	Name	State	Ent	Av	W	L	R	SP	%
1.	Ernie Johnson	CO	28.75	11.5	3.5	205	600	34.17	
2.	Carl Hansen	NJ	28.31	11	4	204	600	34.00	
3.	Frank Kurt	ON	29.01	10.5	4.5	195	600	32.50	
4.	Tom Courtney	MA	29.11	10	5.5	185	600	30.83	
5.	Lawrence Steiner	PA	28.59	10	5	174	600	29.00	
6.	Larry Seaman	NY	29.11	9	6	184	600	30.67	
7.	Jerry Shene	MI	28.76	9	6	170	600	28.33	
8.	Paul Watson	ON	28.95	8	7	189	600	31.50	
9.	Gordon Obenour	OH	28.64	8	7	166	600	27.67	
10.	Marshall Henegar	OH	29.05	8	7	144	600	24.00	
11.	Jerry Walz	MN	28.67	7	8	178	600	29.67	
12.	John Pottruff	ON	28.36	7	8	155	600	25.83	
13.	Lowell Swick	IN	28.99	6	9	131	600	21.83	
14.	Gilbert Jack Mahn	FL	28.76	3	12	106	600	17.67	
15.	Paul Hagen	ND	28.50	2	13	111	600	18.50	
16.	Pacer Pacer			0	15	0	0	0.00	



Albert Morin—Q-1



Claude Roy—Q-2



Clyde Rains—Q-3

MENS DIVISION Q1 1997 WORLD


Pos	Name	State	Ent	Av	W	L	R	SP	%
1.	Albert Morin	MB	28.05	13	3	170	640	26.56	
2.	Lloyd Blaker	PA	27.86	12	4	166	640	25.94	
3.	J. L. Bowen	OK	28.11	11	4	159	600	26.50	
4.	John Kahue	ON	28.13	10.5	4.5	133	600	22.17	
5.	Fred Nahls	ON	28.25	10	5	143	600	23.83	
6.	Clement Michaud	IL	28.31	10	5	135	600	22.50	
7.	Joe Shipula	NJ	28.00	9.5	5.5	125	600	20.83	
8.	Don Clemens	MO	28.11	8	7	133	600	22.17	
9.	Douglas Nunn	ON	28.18	7	8	128	600	21.33	
10.	Lee Robinson	ON	27.83	7	8	124	600	20.67	
11.	Mike McLain	IN	27.95	6	9	122	600	20.33	
12.	Mark Cooley	NY	28.02	5	10	91	600	15.17	
13.	Jerry Dahl	WI	27.85	4.5	10.5	111	600	18.50	
14.	Bill Cole	GA	28.08	4	11	104	600	17.33	
15.	Richard Marks	NY	28.19	3.5	11.5	84	600	14.00	
16.	Pacer Pacer			0	15	0	0	0.00	

MENS DIVISION Q2 1997 WORLD


Pos	Name	State	Ent	Av	W	L	R	SP	%
1.	Claude Roy	PQ	27.70	12	3	179	600	29.83	
2.	Ed Lee	MD	27.71	11	4	187	600	31.17	
3.	Homer Cain	OK	27.77	10.5	4.5	165	600	27.50	
4.	Bill Garner	MO	27.50	10.5	4.5	160	600	26.67	
5.	Harvey Thompson	IN	27.74	10.5	4.5	156	600	26.00	
6.	Bill Graham	NY	27.13	10	5	139	600	23.17	
7.	Clyde Cade	OH	27.19	8.5	6.5	161	600	26.83	
8.	Dave Heather	ON	27.63	8	7	153	600	25.50	
9.	Richard Fortin	PQ	27.23	7.5	7.5	163	600	27.17	
10.	Donald Nowicki	NY	27.40	7	8	164	600	27.33	
11.	Greg Wiley	NY	27.26	7	8	146	600	24.33	
12.	Jack Ersman	ON	27.21	7	8	138	600	23.00	
13.	Patrick R Kanaly	SD	27.44	4	11	150	600	25.00	
14.	Larry Harnack	ON	27.25	3.5	11.5	134	600	22.33	
15.	Earl Reinhart	ON	27.14	3	12	112	600	18.67	
16.	Pacer Pacer			0	15	0	0	0.00	

MENS DIVISION Q3 1997 WORLD


Pos	Name	State	Ent	Av	W	L	R	SP	%
1.	Clyde Rains	IA	26.67	12.5	2.5	205	600	34.17	
2.	Cork Phillips	ON	26.86	11	4	208	600	34.67	
3.	Donald Mueller	MI	27.12	11	4	187	600	31.17	
4.	Jim David	MN	26.79	11	4	150	600	25.00	
5.	David Wilkinson	NY	27.04	10.5	4.5	179	600	29.83	
6.	Jeffrey Simpson	ON	26.78	9	6	155	600	25.83	
7.	Harvey Kooy	CA	26.97	8.5	6.5	167	600	27.83	
8.	Bob Brennan	OR	26.62	8	7	177	600	29.50	
9.	Jon Janelle	ON	27.06	7.5	7.5	127	600	21.17	
10.	John R Swan	FL	27.00	7	8	120	600	20.00	
11.	Glen Salter	ON	27.06	5.5	9.5	135	600	22.50	
12.	Paul Bittner	CT	27.05	5.5	9.5	105	600	17.50	
13.	Max Leth	NE	26.84	5	10	175	600	29.17	
14.	Robert Hamilton	ON	26.64	4.5	10.5	140	600	23.33	
15.	Charles Parker	IN	27.06	2	13	79	600	13.17	
16.	George Wallace	NY	27.03	1.5	13.5	52	200	26.00	



Gene Medzyk—R-1



Joseph Tabaczynski—R-2



Alan Jones—R-3

MENS DIVISION R1 1997 WORLD

Pos	Name	State	Ent	Av	W	L	R	SP	%
1.	Gene Medzyk	CA	26.50	13	2	2	190	600	31.67
2.	Henry Huff Jr	NY	26.32	12.5	2.5	3	179	600	29.83
3.	Frank Shaffer	OH	26.17	12	3	3	142	600	23.67
4.	Kevin Wolfenden	NJ	26.49	10.5	4.5	4	164	600	27.33
5.	David Tracy	NY	26.40	9	6	6	156	600	26.00
6.	Roy Franke	IL	26.51	9	6	6	132	600	22.00
7.	Laval Cloutier	ON	26.30	8	7	7	147	600	24.50
8.	Paul Voelker Jr.	KS	26.27	7.5	7.5	7	132	600	22.00
9.	Kenneth G Kovach	NY	26.27	7	8	8	146	600	24.33
10.	Bernard Roy	PQ	26.52	7	8	8	136	600	22.67
11.	George Rose	OH	26.31	6.5	8.5	8	122	600	20.33
12.	Gary Boyd	ON	26.14	4	11	11	120	600	20.00
13.	David Haney	NY	26.50	4	11	11	104	600	17.33
14.	John 'Jack' Lipp	NY	26.11	4	11	11	84	600	14.00
15.	Carl Rummell	ON	26.14	3	12	12	107	600	17.83
16.	Doug Fitchett	ON	26.01	3	12	12	79	600	13.17

MENS DIVISION R2 1997 WORLD


Pos	Name	State	Ent	Av	W	L	R	SP	%
1.	Joseph Tabaczynski	NY	25.60	14	1	1	216	600	36.00
2.	Terry Williams	ON	25.86	12	3	3	168	600	28.00
3.	Julius Bartell	NC	25.96	11	4	4	187	600	31.17
4.	Charles 'Buddy' Short	NJ	25.82	10	5	5	158	600	26.33
5.	Ray Karn	ON	25.85	9	6	6	167	600	27.83
6.	Robert Ingersoll	NY	25.50	9	6	6	150	600	25.00
7.	Inge Byrkjeland	NOR	25.83	9	6	6	137	600	22.83
8.	Dean Baxter	WI	25.46	8	7	7	163	600	27.17
9.	Louis Brousseau	AB	25.91	8	7	7	163	600	27.17
10.	Harvey Wobbe	MO	25.86	5.5	9.5	9	130	600	21.67
11.	George Crate	MB	25.62	5	10	10	139	600	23.17
12.	Bob Malley	CA	25.75	4.5	10.5	10	96	600	16.00
13.	Guy Fleming	WI	25.72	4	11	11	110	600	18.33
14.	Wayne McDonald	ON	25.74	4	11	11	107	600	17.83
15.	Larry Fouche	IN	25.71	4	11	11	94	600	15.67
16.	Paul LaCombe	NH	25.92	3	12	12	107	600	17.83

MENS DIVISION R3 1997 WORLD


Pos	Name	State	Ent	Av	W	L	R	SP	%
1.	Alan Jones	IL	25.17	12	3	3	131	600	21.83
2.	Mark Stevens	AL	24.88	11	4	4	126	600	21.00
3.	Tedd Hosler	ON	24.81	10.5	4.5	4	132	600	22.00
4.	Leonard Nichols	NH	25.40	10	5	5	159	600	26.50
5.	Gene Pettit	OH	24.88	10	5	5	154	600	25.67
6.	Dan Long	OH	25.21	9	6	6	127	600	21.17
7.	Jacob Broedel	NY	24.69	8	7	7	131	600	21.83
8.	James Dumhart	MD	25.44	7.5	7.5	7	131	600	21.83
9.	Jim Quist	WA	24.66	7.5	7.5	7	105	600	17.50
10.	Wally Arnold	ON	25.06	7	8	8	126	600	21.00
11.	Eddie Philpott	ON	24.79	6	9	9	124	600	20.67
12.	George Davenport	MA	25.35	6	9	9	115	600	19.17
13.	Robert Gould	NY	24.77	6	9	9	104	600	17.33
14.	John Heathcote	ON	24.67	6	9	9	100	600	16.67
15.	Robert Thomas Sr	ON	24.71	3	12	12	79	600	13.17
16.	Brick Roberts	OK	25.00	0.5	14.5	14	81	600	13.50



Jack Baker, Sr.—S-1



Terry Phillips—S-2



Martin Favreau—S-3

MENS DIVISION S1 1997 WORLD

Pos	Name	State	EntAv	W	L	R	SP	%
1.	Jack Baker Sr.	NH	24.55	13	2	151	600	25.17
2.	Joseph Bisco	NJ	24.26	11	4	136	600	22.67
3.	Jeff Dawdry	ON	24.44	10	5	157	600	26.17
4.	Blair Weigel	PA	24.26	10	5	126	600	21.00
5.	James Toolan	NY	24.29	10	5	123	600	20.50
6.	Robert W Wright	FL	24.37	10	5	103	600	17.17
7.	Howard Austin Jr.	MA	24.24	9	6	128	600	21.33
8.	Gary Fisher	NY	24.41	8	7	100	600	16.67
9.	Robert Art Souter	NY	24.30	7	8	138	600	23.00
10.	Aime' Etienne	ON	24.40	6.5	8.5	122	600	20.33
11.	Mike Speller	ON	24.60	6	9	98	600	16.33
12.	Tom McGavock	IL	24.37	5	10	109	600	18.17
13.	Steve Lambourne	ON	24.27	4.5	10.5	98	600	16.33
14.	Ronald Walker	NY	24.42	4	11	105	600	17.50
15.	Henry Veldhuis	AB	24.64	3.5	11.5	105	600	17.50
16.	Tom Dauber	PA	24.27	2.5	12.5	31	200	15.50

MENS DIVISION S2 1997 WORLD


Pos	Name	State	EntAv	W	L	R	SP	%
1.	Terry Phillips	ON	23.87	13	2	163	600	27.17
2.	John Press	IL	24.01	12.5	2.5	142	600	23.67
3.	Robert Thomas Jr	ON	23.63	11.5	3.5	161	600	26.83
4.	David R Garen	FL	23.48	10.5	4.5	129	600	21.50
5.	Norman Wehrung	NY	23.52	9.5	5.5	100	600	16.67
6.	Al Kostelac	KS	23.49	9	6	119	600	19.83
7.	Christopher D Purtell	NY	23.87	8	7	148	600	24.67
8.	Nelson C Harris	FL	23.62	8	7	131	600	21.83
9.	David Loop	MI	23.78	8	7	120	600	20.00
10.	Gary Bramhill	MI	23.48	6.5	8.5	117	600	19.50
11.	William Wilson	ON	23.61	6	9	108	600	18.00
12.	Dean LeClere	IA	23.89	6	9	106	600	17.67
13.	Lawrence Vitaris	NY	24.13	5	10	88	600	14.67
14.	Ron Bunch	GA	23.73	4.5	10.5	91	600	15.17
15.	Barry Seyer	OH	23.57	2	13	68	600	11.33
16.	Ralph Lienhardt	ON	24.04	0	15	59	600	9.83

MENS DIVISION S3 1997 WORLD


Pos	Name	State	EntAv	W	L	R	SP	%
1.	Martin Favreau	PQ	22.98	14	1	190	600	31.67
2.	Armand Calabro	CT	23.01	13	2	170	600	28.33
3.	Dan Custard	NE	23.28	11	4	167	600	27.83
4.	Larry Anderson	MO	23.46	11	4	161	600	26.83
5.	John Stephenson	MI	23.16	9	6	127	600	21.17
6.	George Sweeney	ON	23.05	9	6	119	600	19.83
7.	Ray Smith	NJ	22.71	9	6	109	600	18.17
8.	Al Cardinale	MA	23.45	8	7	140	600	23.33
9.	Floyd Birmingham	ON	22.87	7	8	121	600	20.17
10.	Pete Couture	ON	23.25	7	8	119	600	19.83
11.	Ray Roseboom	ON	22.96	6	9	109	600	18.17
12.	Wayne Becker	ON	22.78	5	10	104	600	17.33
13.	Steve Aberle	ON	23.10	4	11	86	600	14.33
14.	Peter Mayer	FL	22.85	3	12	88	600	14.67
15.	Keith Spademan	ON	22.84	2.5	12.5	79	600	13.17
16.	Sean McLernon	IL	23.45	1.5	13.5	88	600	14.67



Jack Royallminns—T-1



Glenn Grossmann—T-2



Larry Quigley—T-3

MENS DIVISION T1 1997 WORLD

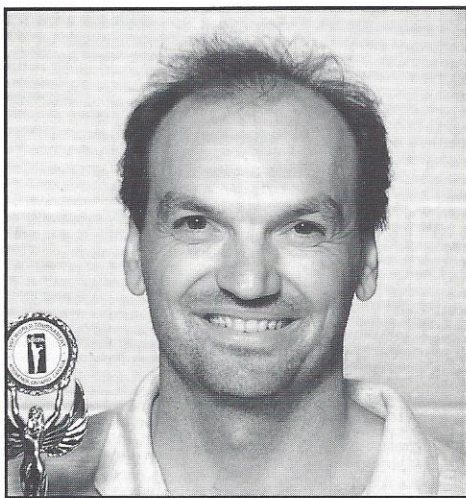
Pos	Name	State	Ent	Av	W	L	R	SP	%
1.	Jack Royallminns	NY	22.54	13.5	1.5	166	600	27.67	
2.	Mick Scheerer	OH	22.22	12	3	136	600	22.67	
3.	Frank MacArthur	MO	21.76	9	6	155	600	25.83	
4.	Bryan Warner	ON	22.04	9	6	151	600	25.17	
5.	John R. Franklin	FL	22.37	9	6	136	600	22.67	
6.	Buddy Ayer	GA	22.17	8.5	6.5	115	600	19.17	
7.	Ralph Klauka	MI	22.09	8	7	146	600	24.33	
8.	Frank Mallat	ON	21.87	7	8	115	600	19.17	
9.	Jim Gorth	CA	22.52	7	8	112	600	18.67	
10.	Vernon Rosenbery	IL	21.73	7	8	110	600	18.33	
11.	Larry R Stewart	NY	22.60	6.5	8.5	146	600	24.33	
12.	Gene Castner	NJ	21.87	5.5	9.5	102	600	17.00	
13.	Darrell A Rhoads	NY	21.70	5.5	9.5	102	600	17.00	
14.	James Solava	IL	22.12	5	10	95	600	15.83	
15.	Leo Bukowski	NY	22.40	4	11	97	600	16.17	
16.	William E. Weaver	IA	22.30	3.5	11.5	100	600	16.67	

MENS DIVISION T2 1997 WORLD


Pos	Name	State	Ent	Av	W	L	R	SP	%
1.	Glenn Grossmann	NY	21.21	12.5	2.5	121	600	20.17	
2.	Paul Taylor	MO	21.01	12	3	180	600	30.00	
3.	Jerry Brode	NJ	21.69	11.5	3.5	128	600	21.33	
4.	Joseph Grubb	ON	21.28	10.5	4.5	145	600	24.17	
5.	Jim Bell	NY	21.67	9.5	5.5	154	600	25.67	
6.	Douglas Cauchard	ON	21.25	9	6	131	600	21.83	
7.	Al Pence	OH	21.54	8.5	6.5	131	600	21.83	
8.	Greg Cummings	ON	21.58	8.5	6.5	127	600	21.17	
9.	John Hargrove	MO	21.07	7.5	7.5	129	600	21.50	
10.	Patrick Blair	MI	21.65	7.5	7.5	107	600	17.83	
11.	Richard Thompson	GA	21.26	7	8	145	600	24.17	
12.	Donald Marion	ON	20.93	7	8	107	600	17.83	
13.	Gary Wilson	NV	21.37	5	10	75	600	12.50	
14.	Jim Tyner	NH	21.09	2	13	65	600	10.83	
15.	Larry Moore	ON	21.00	2	13	57	600	9.50	
16.	Pacer Pacer			0	15	0	0	0.00	

MENS DIVISION T3 1997 WORLD


Pos	Name	State	Ent	Av	W	L	R	SP	%
1.	Larry Quigley	OH	20.60	14	1	176	600	29.33	
2.	Richard Espitee	FL	20.17	12	3	112	600	18.67	
3.	Jerry Randall	FL	20.24	11.5	3.5	136	600	22.67	
4.	Joe Harnack	ON	20.01	11	4	142	600	23.67	
5.	David McCann	NY	20.28	10	5	126	600	21.00	
6.	Gary McLachlin	ON	20.06	9.5	5.5	146	600	24.33	
7.	Robert Carr	MI	20.34	8	7	110	600	18.33	
8.	Irv Durling	NY	20.80	8	7	96	600	16.00	
9.	Douglas Dickenson	ON	20.27	7.5	7.5	113	600	18.83	
10.	Barry Bondarchuk	ON	20.45	6	9	109	600	18.17	
11.	Elmer Zettel	ON	20.31	6	9	89	600	14.83	
12.	Wayne Smith	NH	19.88	5.5	9.5	120	600	20.00	
13.	Paul Kennedy	ON	19.74	4	11	117	600	19.50	
14.	Richard Jaskot	MI	20.72	4	11	113	600	18.83	
15.	Ernie Rakstad	IL	20.53	2	13	29	240	12.08	
16.	Jean Grenon	PQ	19.77	1	14	49	600	8.17	



Danny Gallina—U-1



Ted Lovejoy—U-2



Al MacKay—U-3

MENS DIVISION U1 1997 WORLD


Pos	Name	State	Ent	Av	W	L	R	SP	%
1.	Danny Gallina	ON	19.70	14	1	162	600	27.00	
2.	John DeVault	IL	19.00	12	3	162	600	27.00	
3.	Scott Foreman	ON	19.32	10.5	4.5	143	600	23.83	
4.	Sid Nute Sr.	CT	19.29	10.5	4.5	110	600	18.33	
5.	Ken Wood	WI	19.05	10	5	112	600	18.67	
6.	Raymond Bay	TX	18.98	9	6	110	600	18.33	
7.	Charles White	MA	19.18	9	6	99	600	16.50	
8.	Bo Cobb	ME	19.56	8	7	92	600	15.33	
9.	Donald Boyd	ON	19.22	7.5	7.5	77	600	12.83	
10.	Harry Bissell	MI	19.62	7	8	111	600	18.50	
11.	Maurice Ferris	ON	19.25	6.5	8.5	93	600	15.50	
12.	Daniel Arrance	NY	19.03	6	9	61	600	10.17	
13.	Scott Stenger	NY	19.49	3	12	76	600	12.67	
14.	Gene Loyd	MO	19.55	3	12	76	600	12.67	
15.	Roger Chase	NY	19.54	2	13	64	600	10.67	
16.	Gary Dennis	MI	19.63	2	13	39	600	6.50	

MENS DIVISION U2 1997 WORLD


Pos	Name	State	Ent	Av	W	L	R	SP	%
1.	Ted Lovejoy	OH	18.47	12	4	108	640	16.88	
2.	Gary L Mandrino	NY	18.45	11	5	116	640	18.13	
3.	Frank Giglio	NY	18.82	10	5	115	600	19.17	
4.	Richard Contreras	IL	18.48	10	5	110	600	18.33	
5.	James McAnelly	IL	18.12	10	5	101	600	16.83	
6.	Dan Lepage	ON	18.13	9.5	5.5	123	600	20.50	
7.	Leo Watson	NB	18.90	9	6	122	600	20.33	
8.	Lyman Cortes	ON	18.23	9	6	101	600	16.83	
9.	Terry Sears	IN	18.22	9	6	97	600	16.17	
10.	Walter Kutzner	BC	18.16	8	7	109	600	18.17	
11.	Marvin Timm	MN	18.09	7.5	7.5	95	600	15.83	
12.	Earl Simler	IL	18.47	6	9	85	600	14.17	
13.	Clay Caswell	MO	18.27	5	10	76	600	12.67	
14.	John Brotherton	CA	18.24	2	13	50	600	8.33	
15.	George Quillen	MI	18.58	2	13	42	600	7.00	
16.	Bill Bennett	CT	18.05	1	14	54	600	9.00	

MENS DIVISION U3 1997 WORLD


Pos	Name	State	Ent	Av	W	L	R	SP	%
1.	Al Mackay	ON	16.41	13	2	92	600	15.33	
2.	Vladimir Hanczar	PA	16.62	12	3	91	600	15.17	
3.	Jack Miller	OH	17.93	11	4	111	600	18.50	
4.	John Taylor	ON	17.05	9	6	124	600	20.67	
5.	Craig Malcott	NY	17.95	9	6	103	600	17.17	
6.	Hugh Van Schepen	ON	17.40	9	6	85	600	14.17	
7.	Kenyon 'Hoppy' Hopkins Jr.	NY	18.02	9	6	53	600	8.83	
8.	Michael Killins	ON	17.47	8.5	6.5	60	600	10.00	
9.	Ron Sprouse	OH	16.42	8	7	67	600	11.17	
10.	Carroll Desbien	KS	16.69	7	8	86	600	14.33	
11.	Walter Leis	ON	16.84	7	8	83	600	13.83	
12.	Ronald Cox	ON	16.88	6	9	63	600	10.50	
13.	Ken Schwartzmiller	PA	17.27	5.5	9.5	81	600	13.50	
14.	Delford Stemmler	ON	17.71	5	10	86	600	14.33	
15.	Pacer Pacer			0	14	0	0	0.00	
16.	Pacer Pacer			0	14	0	0	0.00	



Charles Burkett—V-1



Chris Barthelemy—V-2



Charles Kester—V-3

MENS DIVISION V1 1997 WORLD

Pos	Name	State	EntAv	W	L	R	SP	%
1.	Charles E Burkett	PA	16.14	14.5	0.5	134	600	22.33
2.	Thomas Robb	ON	16.16	13	2	112	600	18.67
3.	Melvin C Luther	NY	15.76	11.5	3.5	96	600	16.00
4.	Chuck Derrickson	NE	16.25	11	4	75	600	12.50
5.	Clayton Mackay	ON	14.86	10	5	104	600	17.33
6.	Ernest Ellermann Jr.	MO	16.39	10	5	97	600	16.17
7.	Don Gray	ON	15.90	10	5	72	600	12.00
8.	John Simon	ON	16.16	8	7	101	600	16.83
9.	James Walsh	ON	15.76	7	8	91	600	15.17
10.	Roger Nevells	ME	15.41	7	8	66	600	11.00
11.	Clark Brown	NS	15.68	6	9	61	600	10.17
12.	Eldon Vannoy Jr	VA	15.51	5	10	68	560	12.14
13.	Wayne Roope	NC	15.34	3.5	11.5	61	600	10.17
14.	Jesse Contreras	IL	14.78	2.5	12.5	32	600	5.33
15.	Peter Boretski	ON	15.84	1	14	63	600	10.50
16.	Pacer Pacer			0	15	0	0	0.00

MENS DIVISION V2 1997 WORLD

Pos	Name	State	EntAv	W	L	R	SP	%
1.	Chris Barthelemy	LA	14.63	14	1	153	600	25.50
2.	Doyle Johnson	GA	14.58	12.5	2.5	113	600	18.83
3.	Jim Drake	PA	14.12	12	3	87	600	14.50
4.	John Loyd	MO	12.64	11	4	102	600	17.00
5.	Dan Davis	CT	12.27	9.5	5.5	86	600	14.33
6.	Al Sandham	GA	13.25	9	6	72	600	12.00
7.	Walter Prudnikowicz	ON	13.53	9	6	68	600	11.33
8.	Steve Braniff	ON	12.61	8	7	89	600	14.83
9.	George King	IL	12.00	7.5	7.5	37	600	6.17
10.	Christopher Kahue	ON	14.50	6.5	8.5	75	600	12.50
11.	Jay Whilden	NJ	14.67	6.5	8.5	66	600	11.00
12.	Clifford Langton	ON	14.15	6	9	71	600	11.83
13.	Ken Martinsen	ON	13.42	4	11	45	600	7.50
14.	Ronald Stirland	FL	13.83	2.5	12.5	37	600	6.17
15.	Douglas Cunning	ON	13.50	2	13	52	600	8.67
16.	Pacer Pacer			0	15	0	0	0.00

MENS DIVISION V3 1997 WORLD

Pos	Name	State	EntAv	W	L	R	SP	%
1.	Charles E Kester	NY	10.12	13.5	1.5	100	600	16.67
2.	Michael Yonko III	MD	10.00	13	2	104	600	17.33
3.	Louis Seguin	ON	9.92	11.5	3.5	60	600	10.00
4.	Thomas Woodward	ON	10.69	10	5	86	600	14.33
5.	George Carreau	MA	10.85	10	5	62	600	10.33
6.	Larry Caswell	MO	7.67	8.5	6.5	53	600	8.83
7.	Reno Putnam	NH	8.94	8.5	6.5	50	600	8.33
8.	Cay Newhouse	MI	10.46	8	7	44	600	7.33
9.	Roger James Sr	NY	9.44	7.5	7.5	43	600	7.17
10.	Akira Moriki	JPN	10.00	7	8	38	600	6.33
11.	Warren Bacon	MI	11.92	6.5	8.5	55	600	9.17
12.	Mitsuhiro Iwaki	JPN	6.00	4.5	10.5	26	600	4.33
13.	Makoto Sawada	JPN	7.00	3.5	11.5	39	600	6.50
14.	Tadash Uotani	JPN	10.00	3	12	20	600	3.33
15.	Kazuro Tanimura	JPN	5.00	2.5	12.5	25	600	4.17
16.	Ronald Dafoe	ON	10.31	2.5	12.5	19	600	3.17



Senior Men's Division Championship Class

Senior Men's Champion—John Brown

SENIOR MENS DIVISION - CHAMPIONSHIP CLASS 1997 WORLD

Pos	Name	State	Ent	Av	W	L	R	SP	%
1.	John Brown	OH	66.50	8	3	418	614	68.08	
2.	Willard 'Spud' Napier	CA	69.00	7	4	402	616	65.26	
3.	John Bogardus	NY	71.50	7	4	419	650	64.46	
4.	Art Sperber	WA	66.50	6	5	435	658	66.11	
5.	Elwyn Cooper	MO	65.33	6	5	400	634	63.09	
6.	Howard Weitzel	SK	65.50	5	6	429	666	64.41	
7.	Bob Lautenschleger	OH	61.00	5	6	381	598	63.71	
8.	Bob Graham	TX	60.00	5	6	396	648	61.11	
9.	Glenn Brown	NY	63.50	5	6	369	604	61.09	
10.	Don Titcomb	FL	63.33	4	7	417	652	63.96	
11.	Junior Goodwin	MD	62.33	4	7	394	640	61.56	
12.	James Wiltse	MI	59.67	4	7	382	628	60.83	

SENIOR MENS DIVISION - CHAMPIONSHIP CLASS 1997 WORLD

1. John Brown-OH						2. Willard 'Spud' Napier-CA					
OPPONENT'S NAME	SCORE	R	SP	%		OPPONENT'S NAME	SCORE	R	SP	%	
1. Junior Goodwin-MD	42 / 13	25	36	69.4		1. Bob Graham-TX	21 / 40	30	58	51.7	
2. Don Titcomb-FL	41 / 38	47	70	67.1		2. Bob Lautenschleger-OH	41 / 33	44	64	68.8	
3. Glenn Brown-NY	40 / 11	22	28	78.6		3. Junior Goodwin-MD	43 / 25	50	70	71.4	
4. James Wiltse-MI	41 / 37	49	72	68.1		4. Don Titcomb-FL	41 / 34	32	50	64.0	
5. Bob Graham-TX	40 / 16	30	42	71.4		5. Glenn Brown-NY	40 / 22	25	40	62.5	
6. Bob Lautenschleger-OH	42 / 31	40	60	66.7		6. James Wiltse-MI	42 / 30	42	64	65.6	
7. Willard 'Spud' Napier-CA	21 / 41	34	58	58.6		7. John Brown-OH	41 / 21	40	58	69.0	
8. Art Sperber-WA	40 / 24	32	48	66.7		8. Elwyn Cooper-MO	35 / 42	36	58	62.1	
9. John Bogardus-NY	24 / 40	47	68	69.1		9. Art Sperber-WA	31 / 42	40	56	71.4	
10. Elwyn Cooper-MO	39 / 42	35	54	64.8		10. Howard Weitzel-SK	19 / 41	36	58	62.1	
11. Howard Weitzel-SK	41 / 35	57	78	73.1		11. John Bogardus-NY	42 / 16	27	40	67.5	
WINS- 8 LOSSES- 3 POINTS - 411 418 614 68.1						WINS- 7 LOSSES- 4 POINTS - 396 402 616 65.3					

3. John Bogardus-NY

OPPONENT'S NAME	SCORE	R	SP	%
1. James Wiltse-MI	40 / 14	40	56	71.4
2. Bob Graham-TX	31 / 40	30	58	51.7
3. Bob Lautenschleger-OH	40 / 31	35	56	62.5
4. Junior Goodwin-MD	42 / 31	32	52	61.5
5. Don Titcomb-FL	41 / 31	36	58	62.1
6. Glenn Brown-NY	38 / 45	52	76	68.4
7. Elwyn Cooper-MO	41 / 15	25	40	62.5
8. Howard Weitzel-SK	40 / 34	50	72	69.4
9. John Brown-OH	40 / 24	50	68	73.5
10. Art Sperber-WA	38 / 40	50	74	67.6
11. Willard 'Spud' Napier-CA	16 / 42	19	40	47.5

WINS- 7 LOSSES- 4 POINTS - 407 419 650 64.5

5. Elwyn Cooper-MO

OPPONENT'S NAME	SCORE	R	SP	%
1. Glenn Brown-NY	40 / 36	34	60	56.7
2. James Wiltse-MI	42 / 39	58	82	70.7
3. Bob Graham-TX	32 / 41	38	62	61.3
4. Bob Lautenschleger-OH	12 / 41	21	38	55.3
5. Junior Goodwin-MD	24 / 41	35	58	60.3
6. Don Titcomb-FL	25 / 42	36	62	58.1
7. John Bogardus-NY	15 / 41	19	40	47.5
8. Willard 'Spud' Napier-CA	42 / 35	37	58	63.8
9. Howard Weitzel-SK	44 / 21	50	64	78.1
10. John Brown-OH	42 / 39	37	54	68.5
11. Art Sperber-WA	40 / 32	35	56	62.5

WINS- 6 LOSSES- 5 POINTS - 358 400 634 63.1

7. Bob Lautenschleger-OH

OPPONENT'S NAME	SCORE	R	SP	%
1. Art Sperber-WA	40 / 37	46	70	65.7
2. Willard 'Spud' Napier-CA	33 / 41	42	64	65.6
3. John Bogardus-NY	31 / 40	33	56	58.9
4. Elwyn Cooper-MO	41 / 12	30	38	78.9
5. Howard Weitzel-SK	30 / 42	33	60	55.0
6. John Brown-OH	31 / 42	36	60	60.0
7. Don Titcomb-FL	24 / 43	29	46	63.0
8. Junior Goodwin-MD	41 / 26	31	46	67.4
9. Glenn Brown-NY	35 / 42	40	62	64.5
10. James Wiltse-MI	42 / 31	33	50	66.0
11. Bob Graham-TX	41 / 37	28	46	60.9

WINS- 5 LOSSES- 6 POINTS - 389 381 598 63.7

9. Glenn Brown-NY

OPPONENT'S NAME	SCORE	R	SP	%
1. Elwyn Cooper-MO	36 / 40	32	60	53.3
2. Howard Weitzel-SK	40 / 20	37	48	77.1
3. John Brown-OH	11 / 40	12	28	42.9
4. Art Sperber-WA	15 / 40	28	50	56.0
5. Willard 'Spud' Napier-CA	22 / 40	17	40	42.5
6. John Bogardus-NY	45 / 38	53	76	69.7
7. James Wiltse-MI	38 / 40	34	60	56.7
8. Bob Graham-TX	42 / 36	46	70	65.7
9. Bob Lautenschleger-OH	42 / 35	42	62	67.7
10. Junior Goodwin-MD	41 / 25	41	62	66.1
11. Don Titcomb-FL	28 / 42	27	48	56.3

WINS- 5 LOSSES- 6 POINTS - 360 369 604 61.1

11. Junior Goodwin-MD

OPPONENT'S NAME	SCORE	R	SP	%
1. John Brown-OH	13 / 42	15	36	41.7
2. Art Sperber-WA	33 / 42	50	76	65.8
3. Willard 'Spud' Napier-CA	25 / 43	45	70	64.3
4. John Bogardus-NY	31 / 42	29	52	55.8
5. Elwyn Cooper-MO	41 / 24	40	58	69.0
6. Howard Weitzel-SK	42 / 36	38	72	52.8
7. Bob Graham-TX	33 / 43	25	48	52.1
8. Bob Lautenschleger-OH	26 / 41	26	46	56.5
9. Don Titcomb-FL	40 / 29	65	90	72.2
10. Glenn Brown-NY	25 / 41	37	62	59.7
11. James Wiltse-MI	41 / 5	24	30	80.0

WINS- 4 LOSSES- 7 POINTS - 350 394 640 61.6

4. Art Sperber-WA

OPPONENT'S NAME	SCORE	R	SP	%
1. Bob Lautenschleger-OH	37 / 40	45	70	64.3
2. Junior Goodwin-MD	42 / 33	53	76	69.7
3. Don Titcomb-FL	40 / 27	48	64	75.0
4. Glenn Brown-NY	40 / 15	36	50	72.0
5. James Wiltse-MI	26 / 42	24	44	54.5
6. Bob Graham-TX	40 / 35	45	68	66.2
7. Howard Weitzel-SK	23 / 42	30	52	57.7
8. John Brown-OH	24 / 40	27	48	56.3
9. Willard 'Spud' Napier-CA	42 / 31	44	56	78.6
10. John Bogardus-NY	40 / 38	51	74	68.9
11. Elwyn Cooper-MO	32 / 40	32	56	57.1

WINS- 6 LOSSES- 5 POINTS - 386 435 658 66.1

6. Howard Weitzel-SK

OPPONENT'S NAME	SCORE	R	SP	%
1. Don Titcomb-FL	45 / 32	33	48	68.8
2. Glenn Brown-NY	20 / 40	29	48	60.4
3. James Wiltse-MI	37 / 40	29	52	55.8
4. Bob Graham-TX	41 / 35	43	62	69.4
5. Bob Lautenschleger-OH	42 / 30	37	60	61.7
6. Junior Goodwin-MD	36 / 42	38	72	52.8
7. Art Sperber-WA	42 / 23	35	52	67.3
8. John Bogardus-NY	34 / 40	47	72	65.3
9. Elwyn Cooper-MO	21 / 44	42	64	65.6
10. Willard 'Spud' Napier-CA	41 / 19	43	58	74.1
11. John Brown-OH	35 / 41	53	78	67.9

WINS- 5 LOSSES- 6 POINTS - 394 429 666 64.4

8. Bob Graham-TX

OPPONENT'S NAME	SCORE	R	SP	%
1. Willard 'Spud' Napier-CA	40 / 21	35	58	60.3
2. John Bogardus-NY	40 / 31	33	58	56.9
3. Elwyn Cooper-MO	41 / 32	39	62	62.9
4. Howard Weitzel-SK	35 / 41	42	62	67.7
5. John Brown-OH	16 / 40	20	42	47.6
6. Art Sperber-WA	35 / 40	40	68	63.2
7. Junior Goodwin-MD	43 / 33	28	48	58.3
8. Glenn Brown-NY	36 / 42	44	70	62.9
9. James Wiltse-MI	39 / 40	42	68	61.8
10. Don Titcomb-FL	41 / 26	44	66	66.7
11. Bob Lautenschleger-OH	37 / 41	26	46	56.5

WINS- 5 LOSSES- 6 POINTS - 403 396 648 61.1

10. Don Titcomb-FL


OPPONENT'S NAME	SCORE	R	SP	%
1. Howard Weitzel-SK	32 / 45	29	48	60.4
2. John Brown-OH	38 / 41	46	70	65.7
3. Art Sperber-WA	27 / 40	44	64	68.8
4. Willard 'Spud' Napier-CA	34 / 41	29	50	58.0
5. John Bogardus-NY	31 / 41	33	58	56.9
6. Elwyn Cooper-MO	42 / 25	40	62	64.5
7. Bob Lautenschleger-OH	43 / 24	35	46	76.1
8. James Wiltse-MI	40 / 26	32	50	64.0
9. Junior Goodwin-MD	29 / 40	59	90	65.6
10. Bob Graham-TX	26 / 41	40	66	60.6
11. Glenn Brown-NY	42 / 28	30	48	62.5

WINS- 4 LOSSES- 7 POINTS - 384 417 652 64.0


12. James Wiltse-MI

OPPONENT'S NAME	SCORE	R	SP	%
1. John Bogardus-NY	14 / 40	33	56	58.9
2. Elwyn Cooper-MO	39 / 42	57	82	69.5
3. Howard Weitzel-SK	40 / 37	30	52	57.7
4. John Brown-OH	37 / 41	48	72	66.7
5. Art Sperber-WA	42 / 26	29	44	65.9
6. Willard 'Spud' Napier-CA	30 / 42	38	64	59.4
7. Glenn Brown-NY	40 / 38	35	60	58.3
8. Don Titcomb-FL	26 / 40	28	50	56.0
9. Bob Graham-TX	40 / 39	43	68	63.2
10. Bob Lautenschleger-OH	31 / 42	29	50	58.0
11. Junior Goodwin-MD	5 / 41	12	30	40.0


WINS- 4 LOSSES- 7 POINTS - 344 382 628 60.8



John Bogardus—Sr. Men A



Art Sperber—Sr. Men B



Gerald Hammack—Sr. Men C

SENIOR MENS DIVISION A FINALS 1997 WORLD


Pos	Name	State	EntAv	W	L	R	SP	%
1.	John Bogardus	NY	69.65	12	3	429	600	71.50
2.	Elwyn Cooper	MO	67.36	11	4	392	600	65.33
3.	Willard 'Spud' Napier	CA	67.00	10	5	414	600	69.00
4.	Howard Weitzel	SK	73.17	10	5	393	600	65.50
5.	Don Titcomb	FL	61.45	10	5	380	600	63.33
6.	John Brown	OH	70.05	9.5	5.5	399	600	66.50
7.	Ray Hill	MI	62.36	9	6	352	600	58.67
8.	James Wiltse	MI	61.58	8	7	358	600	59.67
9.	Ken Pogue	MO	67.01	8	7	348	600	58.00
10.	Bob Graham	TX	64.13	7	8	360	600	60.00
11.	Bob Lautenschleger	OH	65.62	6	9	366	600	61.00
12.	Robert Garber Jr.	OH	65.64	5.5	9.5	351	600	58.50
13.	Glen E Hoppes	FL	60.23	5	10	346	600	57.67
14.	Edward Kowatch	IN	60.51	5	10	341	600	56.83
15.	Dave Loucks	CA	60.39	4	11	336	600	56.00
16.	Pacer Pacer			0	15	0	0	0.00

SENIOR MENS DIVISION B FINALS 1997 WORLD


Pos	Name	State	EntAv	W	L	R	SP	%
1.	Art Sperber	WA	58.50	13	2	399	600	66.50
2.	Glenn Brown	NY	57.68	12	3	381	600	63.50
3.	Junior Goodwin	MD	56.85	11	4	374	600	62.33
4.	Larry Markle	ON	57.47	11	4	357	600	59.50
5.	Robert Zumbahlen	FL	56.79	9	6	333	600	55.50
6.	Lawrence Miller	OH	59.50	9	6	310	600	51.67
7.	James Norville	MI	58.57	8	7	349	600	58.17
8.	Marvin Kramer	IL	59.96	8	7	329	600	54.83
9.	Jim Riley	OH	59.29	7	8	330	600	55.00
10.	Vernon Tyacke	SK	56.44	7	8	321	600	53.50
11.	Len Hofmann	ND	55.96	7	8	314	600	52.33
12.	Thomas Corner	ON	55.27	5	10	277	600	46.17
13.	Ken Walters	OH	58.36	5	10	267	600	44.50
14.	John Knapp Sr.	OH	56.91	4	11	300	600	50.00
15.	Richard Corni	NY	55.07	4	11	278	600	46.33
16.	Pacer Pacer			0	15	0	0	0.00

SENIOR MENS DIVISION C FINALS 1997 WORLD


Pos	Name	State	EntAv	W	L	R	SP	%
1.	Gerald Hammack	NC	48.35	11.5	2.5	291	560	51.96
2.	Ralph Maylahn	WI	53.71	10.5	3.5	322	560	57.50
3.	Ray Heim	CO	51.37	10	3	260	520	50.00
4.	John Kozik Jr	NY	50.55	9.5	3.5	263	520	50.58
5.	Les Fillipi	AZ	49.32	8	5	261	520	50.19
6.	Duane Goodrich	KS	53.75	8	5	250	520	48.08
7.	Jack Adams	SK	49.39	7	6	224	520	43.08
8.	Bernard Carley	WI	50.10	6	7	259	520	49.81
9.	Dick Honigford	OH	53.83	6	7	248	520	47.69
10.	Edward E. Bell Jr.	IL	50.16	5.5	7.5	236	520	45.38
11.	Ted Paver	IN	49.08	5	8	212	520	40.77
12.	Gordon Miller	OH	51.64	4	9	219	520	42.12
13.	Steve Power	OH	47.57	0	12	105	360	29.17
14.	Pacer Pacer			0	12	0	0	0.00



Ken Duquet—Sr. Men D



Melvin Bray—Sr. Men E



Vern Schroder—Sr. Men F

SENIOR MENS DIVISION D FINALS 1997 WORLD


Pos	Name	State	EntAv	W	L	R	SP	%
1.	Ken Duquet	FL	44.86	13	2	275	600	45.83
2.	Roy Reed	MN	43.53	11	4	300	600	50.00
3.	Russ Sorensen	FL	45.41	11	4	238	600	39.67
4.	Richard Frakes	MI	45.44	10	5	258	600	43.00
5.	Max Roseberry	OH	44.70	10	5	240	600	40.00
6.	Bill Hoblet	MI	46.19	9	6	254	600	42.33
7.	Thomas Reid	IL	44.87	8	7	258	600	43.00
8.	Paul Burkitt	OH	45.74	8	7	236	600	39.33
9.	Rich Hoerst	OH	45.17	8	7	229	600	38.17
10.	Ken Olson	WI	43.62	7	8	240	600	40.00
11.	Cliff Troullier	WI	43.76	7	8	239	600	39.83
12.	Bob Gray	OH	46.78	6	9	245	600	40.83
13.	Stanley Towne	NY	43.96	5	10	221	600	36.83
14.	Bill Schaaf	WI	44.40	4	11	167	600	27.83
15.	Earl Winston	MO	46.42	3	12	179	600	29.83
16.	Pacer Pacer			0	15	0	0	0.00

SENIOR MENS DIVISION E FINALS 1997 WORLD


Pos	Name	State	EntAv	W	L	R	SP	%
1.	Melvin Bray	KS	43.43	14	1	306	600	51.00
2.	Roy E Booker	FL	42.72	11.5	3.5	279	600	46.50
3.	Ray Morgan	CO	41.34	9	6	249	600	41.50
4.	Charles Phipps	IA	43.14	9	6	227	600	37.83
5.	Harman Earle	ON	42.26	9	6	221	600	36.83
6.	Bryan Winkler	KY	42.12	8.5	6.5	215	600	35.83
7.	Wilfred Halter	ON	41.98	8.5	6.5	207	600	34.50
8.	Lloyd Fountain	ON	42.83	8	7	241	600	40.17
9.	Jerry Schroeder	WI	41.59	8	7	221	600	36.83
10.	Bob Mawson	ON	41.66	6.5	8.5	226	600	37.67
11.	Jim Haupt	WI	41.33	6	9	215	600	35.83
12.	Arthur Ilkka	ON	42.09	5.5	9.5	200	600	33.33
13.	Robert Heron	ON	40.94	5	10	189	600	31.50
14.	Charles Jordan	TX	40.97	5	10	186	600	31.00
15.	Earl Paulson	WI	43.38	4.5	10.5	221	600	36.83
16.	Bruno Toneguzzo	ON	42.54	2	13	157	600	26.17

SENIOR MENS DIVISION F FINALS 1997 WORLD


Pos	Name	State	EntAv	W	L	R	SP	%
1.	Vern Schroder	OH	37.10	13	2	242	600	40.33
2.	Paul Wilson	WI	39.23	12	3	264	600	44.00
3.	Chester Quist	MI	39.03	12	3	260	600	43.33
4.	Myron Flann	MN	38.90	11	4	214	600	35.67
5.	Paul Bernard	OH	38.88	9	6	203	600	33.83
6.	Elbert Hawkins	MI	39.42	8.5	6.5	199	600	33.17
7.	John Jansen	ON	40.20	8.5	6.5	190	600	31.67
8.	Charlie Ridall	NY	36.93	8	7	196	600	32.67
9.	Frank Hudson	MO	38.18	8	7	195	600	32.50
10.	Jules Liebaert	SK	40.28	6	9	198	600	33.00
11.	F. Skip Blum	FL	37.06	6	9	173	600	28.83
12.	Harold Carter	ON	38.84	5	10	172	600	28.67
13.	George St. Pierre	MA	36.82	4	11	184	600	30.67
14.	Rudy Von Dach	OH	37.37	4	11	159	600	26.50
15.	Raymond Saenz	MI	38.03	3	12	170	600	28.33
16.	Robert Sutton	ON	39.25	2	13	121	600	20.17



Doug Rutherford—Sr. Men G



Art Eastwood—Sr. Men H




Albert Heilemann—Sr. Men I


SENIOR MENS DIVISION G FINALS 1997 WORLD							
Pos	Name	State	W	L	R	SP	%
1.	Doug Rutherford	ON	13	2	247	600	41.17
2.	Edward Guyer	OH	12	3	219	600	36.50
3.	Dick Kale	OH	12	3	198	600	33.00
4.	Jerry Griggs	MO	11.5	3.5	223	600	37.17
5.	Pete Back Sr.	NY	11	4	192	600	32.00
6.	James Lemons	VA	10	5	211	600	35.17
7.	Edgar Crowe	IN	10	5	159	600	26.50
8.	Floyd Ken Cornell	NY	9	6	186	600	31.00
9.	Bob Brownridge	ON	7	8	148	600	24.67
10.	Shirley L Ingles	FL	6	9	153	600	25.50
11.	Louis Wasser	NJ	5	10	156	600	26.00
12.	Sherwood Frankhouser	PA	5	10	136	600	22.67
13.	Donald Borody	ON	3.5	11.5	113	600	18.83
14.	Norman Ed Herald	FL	3	12	97	600	16.17
15.	Russell Breeze	ON	2	13	148	600	24.67
16.	Pacer Pacer		0	15	0	0	0.00

SENIOR MENS DIVISION H FINALS 1997 WORLD							
Pos	Name	State	W	L	R	SP	%
1.	Art Eastwood	OR	11	4	217	600	36.17
2.	Anthony Vale	ON	10.5	4.5	223	600	37.17
3.	Glen A. Sandquist	MN	10	5	212	600	35.33
4.	Stuart Shepherd	WY	10	5	195	600	32.50
5.	James Marchesano	ON	10	5	170	600	28.33
6.	Bob Sopher	FL	8.5	6.5	175	600	29.17
7.	Ken Martin	KS	8	7	181	600	30.17
8.	Otis Bud Compton	FL	8	7	173	600	28.83
9.	Tom Beddow	NY	7.5	7.5	184	600	30.67
10.	Robert E Volles	FL	7	8	169	600	28.17
11.	Bill Brownfield	CA	7	8	168	600	28.00
12.	Bennie Underwood	TX	6	9	162	600	27.00
13.	Richard Flowers	OH	6	9	143	600	23.83
14.	Fritz Zimmermann Sr	ON	5.5	9.5	160	600	26.67
15.	Robert Gorman	NY	5	10	161	600	26.83
16.	Pacer Pacer		0	15	0	0	0.00


SENIOR MENS DIVISION I FINALS 1997 WORLD							
Pos	Name	State	W	L	R	SP	%
1.	Albert L Heilemann	NY	11	2	187	520	35.96
2.	Sam Drolet	ON	10.5	2.5	158	520	30.38
3.	Clair Wetherill	OH	10	3	147	520	28.27
4.	Prentiss C. Nye Jr	FL	7	6	125	520	24.04
5.	Larry Knueven	OH	7	6	120	520	23.08
6.	Chuck Mellott	OH	7	6	115	520	22.12
7.	Nile Abbott	MO	6	7	116	520	22.31
8.	Walter Srenaski	WI	5.5	7.5	131	520	25.19
9.	Floyd A Wingert	FL	5.5	7.5	129	520	24.81
10.	John Merryfield	ON	5	8	143	520	27.50
11.	Leo Connolly	ON	5	8	92	520	17.69
12.	Frank Barnes	MI	4.5	8.5	112	520	21.54
13.	Marv Lynch	WI	3.5	9.5	123	520	23.65
14.	Howard Dalzell	MN	3.5	9.5	106	520	20.38



Ken Goodrick—Sr. Men J



Walter Busse—Sr. Men K



Willard Fortner—Sr. Men L

SENIOR MENS DIVISION J FINALS 1997 WORLD						
Pos	Name	State	W	L	R	%
1.	Ken Goodrick	PA	12	1	149	28.65
2.	Ray Cormier	ON	10.5	2.5	142	27.31
3.	Gerry Stringle	ON	9.5	3.5	132	25.38
4.	George Gibbons	ON	8	5	132	25.38
5.	Ronald Boltz	FL	8	5	126	24.23
6.	Frank Lawlor Jr.	NY	8	5	121	23.27
7.	Ben Robinson	VA	8	5	120	23.08
8.	John Snell	ON	6	7	126	24.23
9.	John DeSouza	ON	5	8	111	21.35
10.	William E Harris	FL	5	8	106	20.38
11.	Fred Smith	MO	5	8	101	19.42
12.	Wilfred Gregoire	NY	3	10	90	17.31
13.	Robert Sheldon	OH	3	10	72	13.85
14.	Pacer Pacer		0	13	0	0.00

SENIOR MENS DIVISION K FINALS 1997 WORLD						
Pos	Name	State	W	L	R	%
1.	Walter Busse	MN	11	2	142	27.31
2.	Les Holland	MN	10	3	125	24.04
3.	Wilmer Harris	ON	8	5	112	21.54
4.	Robert McDonald	FL	8	5	107	20.58
5.	John Fitzgibbon	FL	7.5	5.5	89	17.12
6.	Stanley Czarnik	FL	7	6	71	13.65
7.	Donald Rowett	NJ	6.5	6.5	111	21.35
8.	Harlan Wilkinson	NY	6	7	92	17.69
9.	James Stair	FL	6	7	75	14.42
10.	Colin Lovering	ON	5.5	7.5	90	17.31
11.	Henry Fleischauer	ON	5	8	93	17.88
12.	George McWhirter	ON	4.5	8.5	85	16.35
13.	Archie Lahay	ON	4	9	70	13.46
14.	Edward A. Senger	FL	2	11	81	15.58

SENIOR MENS DIVISION L FINALS 1997 WORLD						
Pos	Name	State	W	L	R	%
1.	Willard Fortner	OK	12	2	132	23.57
2.	Leonard Martz	ON	11	3	113	20.18
3.	Robert Hobbs	OH	10	3	102	19.62
4.	James Hann	ON	9	4	105	20.19
5.	Robert Scurlock	OH	9	4	94	18.08
6.	Warren Baulk	ON	8	5	99	19.04
7.	Douglas Moore	ON	7	6	96	18.46
8.	Bob McKinney	OH	7	5	71	14.79
9.	Hubert Oliphant	FL	6	7	76	14.62
10.	Ralph Zeisse	WI	5	8	61	11.73
11.	Jim Wilkins	MA	4	9	52	10.00
12.	Fred Dentrey	ON	2	11	13	2.50
13.	Pacer Pacer		0	12	0	0.00
14.	Pacer Pacer		0	11	0	0.00



30' Elder Division Championship Class

30' Elders Champion—Frank Bohun

ELDER 30' FOOT DIVISION - CHAMPIONSHIP CLASS 1997 WORLD

Pos	Name	State	Ent	Av	W	L	R	SP	%
1.	Frank Bohun	PA	84.00		7	0	300	374	80.21
2.	Jim Pagliarulo	CT	75.50		6	1	284	404	70.30
3.	Clayton Gage	WI	71.33		4	3	272	390	69.74
4.	Curly Seibold	IN	78.00		3	4	322	452	71.24
5.	Merlin Potts	KS	71.67		3	4	272	400	68.00
6.	Allan Hillman	KS	67.00		3	4	238	386	61.66
7.	Russell Christopher	SK	71.67		1	6	276	420	65.71
8.	Warren Woolsey	IN	66.50		1	6	263	406	64.78

ELDER 30' FOOT DIVISION - CHAMPIONSHIP CLASS 1997 WORLD

1. Frank Bohun-PA	2. Jim Pagliarulo-CT
OPPONENT'S NAME	OPPONENT'S NAME
SCORE	SCORE
R	R
SP	SP
%	%
1. Warren Woolsey-IN	1. Clayton Gage-WI
40 / 24	45 / 15
56	38
68	52
82.4	73.1
2. Clayton Gage-WI	2. Warren Woolsey-IN
44 / 11	44 / 29
39	37
46	58
84.8	63.8
3. Allan Hillman-KS	3. Russell Christopher-SK
40 / 12	41 / 26
20	49
26	62
76.9	79.0
4. Russell Christopher-SK	4. Allan Hillman-KS
45 / 16	40 / 23
36	43
46	64
78.3	67.2
5. Merlin Potts-KS	5. Curly Seibold-IN
41 / 16	43 / 37
46	32
58	50
79.3	64.0
6. Jim Pagliarulo-CT	6. Frank Bohun-PA
42 / 13	13 / 42
46	35
54	54
85.2	64.8
7. Curly Seibold-IN	7. Merlin Potts-KS
41 / 29	45 / 27
57	50
76	64
75.0	78.1

WINS- 7 LOSSES- 0 POINTS - 293 300 374 80.2

WINS- 6 LOSSES- 1 POINTS - 271 284 404 70.3

3. Clayton Gage-WI

OPPONENT'S NAME	SCORE	R	SP	%
1. Jim Pagliarulo-CT	15 / 45	27	52	51.9
2. Frank Bohun-PA	11 / 44	28	46	60.9
3. Curly Seibold-IN	30 / 40	53	74	71.6
4. Merlin Potts-KS	42 / 23	48	64	75.0
5. Allan Hillman-KS	41 / 30	39	58	67.2
6. Warren Woolsey-IN	40 / 14	40	52	76.9
7. Russell Christopher-SK	42 / 7	37	44	84.1

WINS- 4 LOSSES- 3 POINTS - 221 272 390 69.7

4. Curly Seibold-IN

OPPONENT'S NAME	SCORE	R	SP	%
1. Allan Hillman-KS	38 / 40	39	60	65.0
2. Russell Christopher-SK	40 / 36	62	78	79.5
3. Clayton Gage-WI	40 / 30	56	74	75.7
4. Warren Woolsey-IN	42 / 16	49	64	76.6
5. Jim Pagliarulo-CT	37 / 43	31	50	62.0
6. Merlin Potts-KS	32 / 40	32	50	64.0
7. Frank Bohun-PA	29 / 41	53	76	69.7

WINS- 3 LOSSES- 4 POINTS - 258 322 452 71.2

5. Merlin Potts-KS

OPPONENT'S NAME	SCORE	R	SP	%
1. Russell Christopher-SK	42 / 36	47	68	69.1
2. Allan Hillman-KS	42 / 25	35	50	70.0
3. Warren Woolsey-IN	16 / 40	30	46	65.2
4. Clayton Gage-WI	23 / 42	41	64	64.1
5. Frank Bohun-PA	16 / 41	39	58	67.2
6. Curly Seibold-IN	40 / 32	35	50	70.0
7. Jim Pagliarulo-CT	27 / 45	45	64	70.3

WINS- 3 LOSSES- 4 POINTS - 206 272 400 68.0

6. Allan Hillman-KS

OPPONENT'S NAME	SCORE	R	SP	%
1. Curly Seibold-IN	40 / 38	41	60	68.3
2. Merlin Potts-KS	25 / 42	29	50	58.0
3. Frank Bohun-PA	12 / 40	11	26	42.3
4. Jim Pagliarulo-CT	23 / 40	40	64	62.5
5. Clayton Gage-WI	30 / 41	36	58	62.1
6. Russell Christopher-SK	42 / 36	44	66	66.7
7. Warren Woolsey-IN	40 / 33	37	62	59.7

WINS- 3 LOSSES- 4 POINTS - 212 238 386 61.7

7. Russell Christopher-SK

OPPONENT'S NAME	SCORE	R	SP	%
1. Merlin Potts-KS	36 / 42	46	68	67.6
2. Curly Seibold-IN	36 / 40	60	78	76.9
3. Jim Pagliarulo-CT	26 / 41	44	62	71.0
4. Frank Bohun-PA	16 / 45	27	46	58.7
5. Warren Woolsey-IN	42 / 35	32	56	57.1
6. Allan Hillman-KS	36 / 42	41	66	62.1
7. Clayton Gage-WI	7 / 42	26	44	59.1

WINS- 1 LOSSES- 6 POINTS - 199 276 420 65.7

8. Warren Woolsey-IN

OPPONENT'S NAME	SCORE	R	SP	%
1. Frank Bohun-PA	24 / 40	52	68	76.5
2. Jim Pagliarulo-CT	29 / 44	34	58	58.6
3. Merlin Potts-KS	40 / 16	38	46	82.6
4. Curly Seibold-IN	16 / 42	41	64	64.1
5. Russell Christopher-SK	35 / 42	31	56	55.4
6. Clayton Gage-WI	14 / 40	32	52	61.5
7. Allan Hillman-KS	33 / 40	35	62	56.5


WINS- 1 LOSSES- 6 POINTS - 191 263 406 64.8



Frank Bohun—Elders A



Allan Hillman—Elders B




Roy Trussell—Elders C


ELDER		30' FOOT DIVISION A FINALS 1997 WORLD						
Pos	Name	State	EntAv	W	L	R	SP	%
1.	Frank Bohun	PA	83.66	14	1	504	600	84.00
2.	Curly Seibold	IN	75.39	13	2	468	600	78.00
3.	Jim Pagliarulo	CT	81.08	11.5	3.5	453	600	75.50
4.	Merlin Potts	KS	70.33	11	4	430	600	71.67
5.	Russell Christopher	SK	75.24	9	6	430	600	71.67
6.	Clayton Gage	WI	79.10	8.5	6.5	428	600	71.33
7.	Pete Rebman	NE	70.62	8	7	397	600	66.17
8.	Warren Woolsey	IN	69.12	6	9	399	600	66.50
9.	Henry Hostetler	OH	67.12	6	9	388	600	64.67
10.	Joe Rinehart	PA	67.65	6	9	369	600	61.50
11.	Claude Shannahan	MI	68.03	6	9	369	600	61.50
12.	Merwyn Sorensen	WI	64.24	6	9	351	600	58.50
13.	William Lou Rector	MO	75.76	4	11	378	600	63.00
14.	Al Morris	IN	64.68	4	11	367	600	61.17
15.	Omar Blacketer	KY	64.28	4	11	362	600	60.33
16.	Robert White	MI	64.12	3	12	361	600	60.17

ELDER		30' FOOT DIVISION B FINALS 1997 WORLD						
Pos	Name	State	EntAv	W	L	R	SP	%
1.	Allan Hillman	KS	62.63	13	2	402	600	67.00
2.	Bill Whitley	KS	58.73	11	4	398	600	66.33
3.	Bob Wolfinger	IN	63.74	11	4	370	600	61.67
4.	Jim Adcox	MO	61.70	10	5	379	600	63.17
5.	Dennis Reid	IL	62.54	10	5	357	600	59.50
6.	Ken Boyles	PA	61.29	10	5	341	600	56.83
7.	Roy Lowmaster Sr.	KS	62.70	9.5	5.5	367	600	61.17
8.	Harlan Jensen	NE	60.27	9	6	344	600	57.33
9.	Jim McAvoy	SK	62.56	7.5	7.5	332	600	55.33
10.	Charles Pringle	KS	63.47	6	9	312	600	52.00
11.	Paul Hilgenberg	SD	56.82	5	10	323	600	53.83
12.	Rudy Beracey	MI	58.45	5	10	313	600	52.17
13.	Irvin Teeken	FL	56.99	5	10	293	600	48.83
14.	Russ Grooms	NE	59.40	5	10	278	600	46.33
15.	Darwin Compton	MO	59.10	2	12	118	200	59.00
16.	Pacer Pacer			0	14	0	0	0.00


ELDER		30' FOOT DIVISION C FINALS 1997 WORLD						
Pos	Name	State	EntAv	W	L	R	SP	%
1.	Roy Trussell	FL	52.87	13	2	327	600	54.50
2.	Ernest Blanchet	NY	55.46	11.5	3.5	333	600	55.50
3.	Ken Schulze	CA	55.68	10	5	323	600	53.83
4.	Roy Lyons	OH	55.91	9.5	5.5	309	600	51.50
5.	Emmett Schroeder	CA	51.52	9	6	320	600	53.33
6.	Wes Kuchcinski	PA	56.64	9	6	306	600	51.00
7.	Bob Jensen	SD	52.01	7.5	7.5	302	600	50.33
8.	Don Newell	IN	55.19	7	8	299	600	49.83
9.	Dr. Claud Bray	AR	51.05	7	8	287	600	47.83
10.	Edward Risley	NY	55.71	6.5	8.5	311	600	51.83
11.	John Arnold	ON	52.64	6.5	8.5	307	600	51.17
12.	George Weldon	MO	51.10	6	9	301	600	50.17
13.	Calvin Jaeger	MO	55.72	6	9	295	600	49.17
14.	Earl Morris	BC	54.40	5.5	9.5	274	600	45.67
15.	Jack Swyers	PA	52.40	5	10	286	600	47.67
16.	Albert Morris	MI	53.32	1	14	44	120	36.67



Paul Bogardus—Elders D



Richard Spaller—Elders E



Carl Beacock—Elders F


ELDER		30' FOOT DIVISION		D FINALS			1997 WORLD		
Pos	Name	State	EntAv	W	L	R	SP	%	
1.	Paul Bogardus	MI	49.82	14	1	320	600	53.33	
2.	Forest 'Chief' Kallin	NY	49.45	12	3	275	600	45.83	
3.	Ed Quigley	NJ	49.61	11	4	327	600	54.50	
4.	Waller Huffman	MO	46.69	11	4	286	600	47.67	
5.	Harley Anderson	MN	48.95	10.5	4.5	262	600	43.67	
6.	George 'Spike' Doverspike	UT	50.97	10	5	311	600	51.83	
7.	Marion Mike Robinson	MI	46.91	10	5	305	600	50.83	
8.	Robert Reese	OK	46.31	8.5	6.5	259	600	43.17	
9.	Reg Smoke	ON	49.54	7	8	241	600	40.17	
10.	Cal Kaercher	FL	46.94	7	8	227	600	37.83	
11.	Harold Morris	MI	48.00	6.5	8.5	204	600	34.00	
12.	Thiel Lippincott	CA	46.00	4.5	10.5	205	600	34.17	
13.	Orville Watson	PA	45.20	4	11	176	600	29.33	
14.	Robert Rutherford	MI	48.18	3	12	153	600	25.50	
15.	Pacer Pacer			0	14	0	0	0.00	
16.	Pacer Pacer			0	14	0	0	0.00	

ELDER		30' FOOT DIVISION		E FINALS			1997 WORLD		
Pos	Name	State	EntAv	W	L	R	SP	%	
1.	Richard Spaller	OH	44.28	11	2	276	520	53.08	
2.	Ralph Schriner	IN	42.93	9.5	3.5	241	520	46.35	
3.	James 'Red' Humphrey	MI	44.77	9.5	3.5	229	520	44.04	
4.	Cliff Hudson	ON	40.97	9	4	255	520	49.04	
5.	Herb Downing	NE	45.16	9	4	225	520	43.27	
6.	William P Tobin Jr	FL	42.44	8	5	183	520	35.19	
7.	Albert Hughes	ON	43.81	7	6	234	520	45.00	
8.	Al Luthens	MN	41.26	7	6	202	520	38.85	
9.	Joe Morgan	FL	44.82	5.5	7.5	191	520	36.73	
10.	Robert E Warner	MI	43.17	5.5	7.5	176	520	33.85	
11.	Ralph Carter	CA	42.23	5	8	174	520	33.46	
12.	Bill Hildebrand	WI	43.06	3	10	132	520	25.38	
13.	Ted Bostwick	WA	42.33	2	11	108	520	20.77	
14.	Stan Hilton	AZ	44.49	0	13	68	200	34.00	

ELDER		30' FOOT DIVISION		F FINALS			1997 WORLD		
Pos	Name	State	EntAv	W	L	R	SP	%	
1.	Carl Beacock	ON	38.44	10	3	246	520	47.31	
2.	Ted Hansen	ON	36.92	8	5	237	520	45.58	
3.	Judge John Brosky	PA	38.00	8	5	213	520	40.96	
4.	Sam Kidd	MO	40.56	8	5	200	520	38.46	
5.	Kenneth Nixon	NY	36.58	7	6	221	520	42.50	
6.	Percy Staight	ON	37.33	7	6	216	520	41.54	
7.	Earl Smith	CA	36.30	7	6	201	520	38.65	
8.	Rufus Harris	KY	40.42	7	6	162	520	31.15	
9.	Ab Shrubbsall	ON	40.40	6	7	203	520	39.04	
10.	Glen Smith	KS	36.20	6	7	183	520	35.19	
11.	Jerry Potter	CO	37.88	6	7	173	520	33.27	
12.	Oliver Lee	ND	38.50	5	8	176	520	33.85	
13.	Doyle Maikranz	IN	35.77	5	8	136	520	26.15	
14.	Richard Wildey	MI	40.49	1	12	102	520	19.62	



Edwin Danby—Elders G



Edgar Teschke—Elders H

ELDER		30' FOOT DIVISION		G FINALS		1997		WORLD	
Pos	Name	State	EntAv	W	L	R	SP	%	
1.	Edwin Danby	ON	33.02	13	0	228	520	43.85	
2.	Herman Hovda	MN	31.15	11.5	1.5	177	520	36.15	
3.	Norman Keepes	IL	31.65	9.5	3.5	188	520	34.15	
4.	Don Parkes	VA	33.64	8	5	179	520	34.42	
5.	Paul Clarke	ON	34.86	8	5	176	520	33.85	
6.	Nelson Diehl	CA	34.70	7	6	175	520	33.65	
7.	Thadeus Kowalski	MI	35.02	6.5	6.5	166	520	31.92	
8.	Ray Miner	OH	31.73	5	8	146	520	28.08	
9.	Ed Phillips	ON	34.96	5	8	144	520	27.69	
10.	Rita Harris	ON	32.23	5	8	141	520	27.12	
11.	Ken Sykora	MO	34.46	4	9	135	520	25.96	
12.	Dale Southward	MI	32.15	3.5	9.5	136	520	26.15	
13.	Joe Hekele	KS	27.00	3	10	148	520	28.46	
14.	Arthur Kurt	ON	27.25	2	11	130	520	25.00	

ELDER		30' FOOT DIVISION		H FINALS		1997		WORLD	
Pos	Name	State	EntAv	W	L	R	SP	%	
1.	Edgar Teschke	ON	22.59	12	1	155	520	29.81	
2.	Bryan Shanks	MI	19.52	11	2	126	520	24.23	
3.	Marvin Falk	MI	25.00	10.5	2.5	127	520	24.42	
4.	Arthur Miller	OH	23.03	9	4	110	520	21.15	
5.	Frank Yohn	IL	17.73	8	5	100	520	19.23	
6.	Albert Tyman	ON	21.40	7.5	5.5	102	520	19.62	
7.	Howard Tyo	FL	20.30	7	6	82	520	15.77	
8.	Orval Jerney	ON	20.50	6.5	6.5	51	520	9.81	
9.	Pete Perich	OH	22.13	6	7	103	520	19.81	
10.	Lee Henninger	CA	7.53	5.5	7.5	67	520	12.88	
11.	John Beharry	OH	21.64	5	8	78	520	15.00	
12.	George Kuffer	WI	14.06	2	11	47	520	9.04	
13.	Pacer Pacer			0	12	0	0	0.00	
14.	Pacer Pacer			0	12	0	0	0.00	



Women's Division Championship Class

Women's Champion—Bev Nathe

WOMENS DIVISION - CHAMPIONSHIP CLASS 1997 WORLD

Pos	Name	State	W	L	R	SP	%
1.	Bev Nathe	MN	17	2	1061	1320	80.38
2.	Sylvianne Moisan	PQ	16	3	1140	1340	85.07
3.	Becky Kemper	KY	16	3	1167	1404	83.12
4.	Diane Cantin	PQ	15	4	929	1176	79.00
5.	Sue Twyman	NY	14	5	980	1302	75.27
6.	Amy Monday	VA	13	6	1119	1380	81.09
7.	Mary Ann Peninger	KS	12	7	1035	1268	81.62
8.	Annie Cote	PQ	11	8	917	1202	76.29
9.	Sue Snyder	KY	10	9	1025	1322	77.53
10.	Connie J. Filley	ND	10	9	945	1230	76.83
11.	Angeline Moisan	PQ	10	9	921	1232	74.76
12.	Opal Reno	AR	9	10	894	1212	73.76
13.	Marlene Ray	TN	7	12	859	1182	72.67
14.	Amy Francis	OH	7	12	846	1208	70.03
15.	Sandy Janssens	ON	6	13	871	1188	73.32
16.	Gerry Brooks	ME	5	14	850	1182	71.91
17.	Tina Tonnous	OH	5	14	742	1096	67.70
18.	Phyllis Negaard	MN	5	14	737	1092	67.49
19.	Rose Diekamp	MO	2	17	808	1168	69.18
20.	Eddie McKinney	WI	0	19	646	1028	62.84

WOMENS DIVISION - CHAMPIONSHIP CLASS 1997 WORLD

1. Bev Nathe-MN					2. Sylvianne Moisan-PQ				
OPPONENT'S NAME	SCORE	R	SP	%	OPPONENT'S NAME	SCORE	R	SP	%
1. Rose Diekamp-MO	41 / 26	58	76	76.3	1. Tina Tonnous-OH	41 / 15	53	60	88.3
2. Sue Snyder-KY	31 / 41	66	88	75.0	2. Annie Cote-PQ	42 / 31	64	78	82.1
3. Tina Tonnous-OH	41 / 31	44	60	73.3	3. Rose Diekamp-MO	42 / 18	69	80	86.3
4. Annie Cote-PQ	40 / 36	79	94	84.0	4. Connie J. Filley-ND	42 / 7	39	44	88.6
5. Amy Monday-VA	42 / 23	54	68	79.4	5. Phyllis Negaard-MN	41 / 18	40	48	83.3
6. Connie J. Filley-ND	40 / 15	51	58	87.9	6. Mary Ann Peninger-KS	42 / 37	57	74	77.0
7. Mary Ann Peninger-KS	41 / 39	80	98	81.6	7. Eddie McKinney-WI	43 / 19	60	70	85.7
8. Phyllis Negaard-MN	44 / 17	57	70	81.4	8. Amy Francis-OH	41 / 5	47	52	90.4
9. Eddie McKinney-WI	44 / 1	33	36	91.7	9. Sue Snyder-KY	41 / 24	66	76	86.8
10. Amy Francis-OH	42 / 33	52	70	74.3	10. Marlene Ray-TN	44 / 9	56	62	90.3
11. Marlene Ray-TN	41 / 38	40	58	69.0	11. Sandy Janssens-ON	41 / 7	62	72	86.1
12. Sandy Janssens-ON	42 / 14	61	72	84.7	12. Amy Monday-VA	31 / 41	66	82	80.5
13. Diane Cantin-PQ	40 / 15	30	38	78.9	13. Gerry Brooks-ME	43 / 24	75	86	87.2
14. Opal Reno-AR	44 / 25	57	72	79.2	14. Angeline Moisan-PQ	40 / 9	64	68	94.1
15. Gerry Brooks-ME	42 / 23	78	88	88.6	15. Diane Cantin-PQ	41 / 9	61	66	92.4
16. Angeline Moisan-PQ	41 / 21	41	50	82.0	16. Opal Reno-AR	35 / 40	86	104	82.7
17. Becky Kemper-KY	41 / 6	74	80	92.5	17. Sue Twyman-NY	41 / 15	51	60	85.0
18. Sylvianne Moisan-PQ	37 / 40	54	74	73.0	18. Bev Nathe-MN	40 / 37	56	74	75.7
19. Sue Twyman-NY	42 / 31	52	70	74.3	19. Becky Kemper-KY	24 / 41	68	84	81.0

WINS- 17 LOSSES- 2 POINTS - 776 1061 1320 80.4

WINS- 16 LOSSES- 3 POINTS - 755 1140 1340 85.1

3. Becky Kemper-KY

OPPONENT'S NAME	SCORE	R	SP	%
1. Annie Cote-PQ	42 / 36	69	88	78.4
2. Tina Tonnous-OH	40 / 15	35	44	79.5
3. Connie J. Filley-ND	40 / 37	86	102	84.3
4. Rose Diekamp-MO	40 / 18	45	58	77.6
5. Edie McKinney-WI	45 / 3	31	32	96.9
6. Phyllis Negaard-MN	42 / 10	47	54	87.0
7. Sue Snyder-KY	45 / 29	66	80	82.5
8. Amy Monday-VA	40 / 36	108	126	85.7
9. Amy Francis-OH	35 / 42	72	92	78.3
10. Mary Ann Peninger-KS	42 / 32	79	94	84.0
11. Gerry Brooks-ME	41 / 19	60	70	85.7
12. Angeline Moisan-PQ	40 / 25	98	110	89.1
13. Marlene Ray-TN	41 / 25	49	60	81.7
14. Sandy Janssens-ON	41 / 11	43	52	82.7
15. Opal Reno-AR	41 / 6	55	62	88.7
16. Diane Cantin-PQ	13 / 42	36	54	66.7
17. Bev Nathe-MN	6 / 41	62	80	77.5
18. Sue Twyman-NY	40 / 18	53	62	85.5
19. Sylvianne Moisan-PQ	41 / 24	73	84	86.9

WINS- 16 LOSSES- 3 POINTS - 715 1167 1404 83.1

4. Diane Cantin-PQ

OPPONENT'S NAME	SCORE	R	SP	%
1. Mary Ann Peninger-KS	40 / 22	68	78	87.2
2. Phyllis Negaard-MN	40 / 15	42	48	87.5
3. Amy Monday-VA	40 / 35	63	82	76.8
4. Amy Francis-OH	45 / 14	49	58	84.5
5. Marlene Ray-TN	41 / 14	51	60	85.0
6. Sue Snyder-KY	42 / 39	59	82	72.0
7. Rose Diekamp-MO	42 / 18	48	60	80.0
8. Connie J. Filley-ND	40 / 10	63	72	87.5
9. Annie Cote-PQ	42 / 13	59	64	92.2
10. Edie McKinney-WI	41 / 13	40	52	76.9
11. Angeline Moisan-PQ	28 / 41	38	62	61.3
12. Tina Tonnous-OH	41 / 10	32	38	84.2
13. Bev Nathe-MN	15 / 40	21	38	55.3
14. Sue Twyman-NY	39 / 40	59	78	75.6
15. Sylvianne Moisan-PQ	9 / 41	51	66	77.3
16. Becky Kemper-KY	42 / 13	46	54	85.2
17. Sandy Janssens-ON	42 / 30	47	68	69.1
18. Gerry Brooks-ME	42 / 23	48	62	77.4
19. Opal Reno-AR	42 / 16	45	54	83.3

WINS- 15 LOSSES- 4 POINTS - 713 929 1176 79.0

5. Sue Twyman-NY

OPPONENT'S NAME	SCORE	R	SP	%
1. Connie J. Filley-ND	41 / 38	47	70	67.1
2. Sandy Janssens-ON	42 / 24	68	76	89.5
3. Annie Cote-PQ	42 / 32	61	80	76.3
4. Tina Tonnous-OH	40 / 30	41	64	64.1
5. Sue Snyder-KY	43 / 25	72	84	85.7
6. Edie McKinney-WI	40 / 28	41	62	66.1
7. Amy Monday-VA	19 / 43	42	60	70.0
8. Mary Ann Peninger-KS	26 / 40	53	72	73.6
9. Marlene Ray-TN	40 / 38	71	94	75.5
10. Rose Diekamp-MO	41 / 33	64	84	76.2
11. Phyllis Negaard-MN	42 / 3	47	50	94.0
12. Amy Francis-OH	41 / 33	48	68	70.6
13. Opal Reno-AR	40 / 39	62	82	75.6
14. Diane Cantin-PQ	40 / 39	59	78	75.6
15. Angeline Moisan-PQ	40 / 10	33	42	78.6
16. Gerry Brooks-ME	40 / 16	36	44	81.8
17. Sylvianne Moisan-PQ	15 / 41	42	60	70.0
18. Becky Kemper-KY	18 / 40	45	62	72.6
19. Bev Nathe-MN	31 / 42	48	70	68.6

WINS- 14 LOSSES- 5 POINTS - 681 980 1302 75.3

6. Amy Monday-VA

OPPONENT'S NAME	SCORE	R	SP	%
1. Sue Snyder-KY	39 / 40	74	92	80.4
2. Rose Diekamp-MO	40 / 25	41	56	73.2
3. Diane Cantin-PQ	35 / 40	61	82	74.4
4. Phyllis Negaard-MN	45 / 5	33	36	91.7
5. Bev Nathe-MN	23 / 42	48	68	70.6
6. Annie Cote-PQ	42 / 15	36	44	81.8
7. Sue Twyman-NY	43 / 19	50	60	83.3
8. Becky Kemper-KY	36 / 40	107	126	84.9
9. Mary Ann Peninger-KS	29 / 41	73	90	81.1
10. Tina Tonnous-OH	45 / 16	59	70	84.3
11. Connie J. Filley-ND	37 / 42	77	96	80.2
12. Sylvianne Moisan-PQ	41 / 31	69	82	84.1
13. Angeline Moisan-PQ	41 / 24	54	66	81.8
14. Gerry Brooks-ME	40 / 14	41	48	85.4
15. Edie McKinney-WI	41 / 30	69	84	82.1
16. Amy Francis-OH	40 / 26	49	60	81.7
17. Opal Reno-AR	41 / 10	50	58	86.2
18. Marlene Ray-TN	40 / 23	54	68	79.4
19. Sandy Janssens-ON	41 / 32	74	94	78.7

WINS- 13 LOSSES- 6 POINTS - 739 1119 1380 81.1

7. Mary Ann Peninger-KS

OPPONENT'S NAME	SCORE	R	SP	%
1. Diane Cantin-PQ	22 / 40	62	78	79.5
2. Angeline Moisan-PQ	27 / 42	45	60	75.0
3. Gerry Brooks-ME	34 / 40	45	62	72.6
4. Marlene Ray-TN	42 / 33	48	64	75.0
5. Sandy Janssens-ON	43 / 18	59	66	89.4
6. Sylvianne Moisan-PQ	37 / 42	56	74	75.7
7. Bev Nathe-MN	39 / 41	81	98	82.7
8. Sue Twyman-NY	40 / 26	57	72	79.2
9. Amy Monday-VA	41 / 29	77	90	85.6
10. Becky Kemper-KY	32 / 42	76	94	80.9
11. Opal Reno-AR	40 / 24	57	68	83.8
12. Sue Snyder-KY	40 / 23	60	70	85.7
13. Annie Cote-PQ	41 / 16	44	54	81.5
14. Rose Diekamp-MO	42 / 23	80	90	88.9
15. Tina Tonnous-OH	42 / 19	59	70	84.3
16. Connie J. Filley-ND	15 / 41	35	50	70.0
17. Edie McKinney-WI	40 / 10	31	38	81.6
18. Amy Francis-OH	40 / 7	31	36	86.1
19. Phyllis Negaard-MN	43 / 3	32	34	94.1

WINS- 12 LOSSES- 7 POINTS - 700 1035 1268 81.6

8. Annie Cote-PQ

OPPONENT'S NAME	SCORE	R	SP	%
1. Becky Kemper-KY	36 / 42	67	88	76.1
2. Sylvianne Moisan-PQ	31 / 42	61	78	78.2
3. Sue Twyman-NY	32 / 42	59	80	73.8
4. Bev Nathe-MN	36 / 40	77	94	81.9
5. Gerry Brooks-ME	41 / 16	54	64	84.4
6. Amy Monday-VA	15 / 42	27	44	61.4
7. Amy Francis-OH	40 / 20	37	52	71.2
8. Opal Reno-AR	40 / 14	28	36	77.8
9. Diane Cantin-PQ	13 / 42	49	64	76.6
10. Angeline Moisan-PQ	41 / 33	51	72	70.8
11. Sue Snyder-KY	40 / 19	43	54	79.6
12. Edie McKinney-WI	45 / 28	43	58	74.1
13. Mary Ann Peninger-KS	16 / 41	36	54	66.7
14. Phyllis Negaard-MN	39 / 41	60	82	73.2
15. Sandy Janssens-ON	42 / 19	58	68	85.3
16. Marlene Ray-TN	42 / 9	34	44	77.3
17. Rose Diekamp-MO	41 / 22	44	54	81.5
18. Connie J. Filley-ND	42 / 36	44	56	78.6
19. Tina Tonnous-OH	40 / 24	45	60	75.0

WINS- 11 LOSSES- 8 POINTS - 672 917 1202 76.3

9. Sue Snyder-KY

OPPONENT'S NAME	SCORE	R	SP	%
1. Amy Monday-VA	40 / 39	75	92	81.5
2. Bev Nathe-MN	41 / 31	70	88	79.5
3. Phyllis Negaard-MN	42 / 27	55	66	83.3
4. Angeline Moisan-PQ	41 / 16	45	54	83.3
5. Sue Twyman-NY	25 / 43	65	84	77.4
6. Diane Cantin-PQ	39 / 42	59	82	72.0
7. Becky Kemper-KY	29 / 45	60	80	75.0
8. Edie McKinney-WI	43 / 22	51	62	82.3
9. Sylvianne Moisan-PQ	24 / 41	61	76	80.3
10. Opal Reno-AR	10 / 45	34	54	63.0
11. Annie Cote-PQ	19 / 40	35	54	64.8
12. Mary Ann Peninger-KS	23 / 40	54	70	77.1
13. Tina Tonnous-OH	39 / 42	50	74	67.6
14. Amy Francis-OH	36 / 41	62	82	75.6
15. Connie J. Filley-ND	40 / 27	60	72	83.3
16. Rose Diekamp-MO	40 / 14	46	56	82.1
17. Gerry Brooks-ME	41 / 34	59	78	75.6
18. Sandy Janssens-ON	40 / 7	43	50	86.0
19. Marlene Ray-TN	40 / 12	41	48	85.4

WINS- 10 LOSSES- 9 POINTS - 652 1025 1322 77.5

10. Connie J. Filley-ND

OPPONENT'S NAME	SCORE	R	SP	%
1. Sue Twyman-NY	38 / 41	46	70	65.7
2. Opal Reno-AR	41 / 25	49	64	76.6
3. Becky Kemper-KY	37 / 40	85	102	83.3
4. Sylvianne Moisan-PQ	7 / 42	27	44	61.4
5. Amy Francis-OH	38 / 42	59	80	73.8
6. Bev Nathe-MN	15 / 40	43	58	74.1
7. Sandy Janssens-ON	12 / 42	45	60	75.0
8. Diane Cantin-PQ	10 / 40	54	72	75.0
9. Angeline Moisan-PQ	42 / 15	55	62	88.7
10. Gerry Brooks-ME	41 / 18	54	68	79.4
11. Amy Monday-VA	42 / 37	78	96	81.3
12. Phyllis Negaard-MN	41 / 39	60	86	69.8
13. Edie McKinney-WI	43 / 16	30	38	78.9
14. Marlene Ray-TN	40 / 36	43	58	74.1
15. Sue Snyder-KY	27 / 40	55	72	76.4
16. Mary Ann Peninger-KS	41 / 15	43	50	86.0
17. Tina Tonnous-OH	40 / 16	38	46	82.6
18. Annie Cote-PQ	36 / 42	42	56	75.0
19. Rose Diekamp-MO	45 / 22	39	48	81.3

WINS- 10 LOSSES- 9 POINTS - 636 945 1230 76.8

11. Angeline Moisan-PQ

OPPONENT'S NAME	SCORE	R	SP	%
1. Edie McKinney-WI	40 / 37	56	76	73.7
2. Mary Ann Peninger-KS	42 / 27	50	60	83.3
3. Amy Francis-OH	43 / 37	67	88	76.1
4. Sue Snyder-KY	16 / 41	37	54	68.5
5. Rose Diekamp-MO	42 / 35	50	64	78.1
6. Tina Tonnous-OH	40 / 32	52	70	74.3
7. Phyllis Negaard-MN	41 / 29	44	58	75.9
8. Sandy Janssens-ON	43 / 15	32	42	76.2
9. Connie J. Filley-ND	15 / 42	46	62	74.2
10. Annie Cote-PQ	33 / 41	47	72	65.3
11. Diane Cantin-PQ	41 / 28	44	62	71.0
12. Becky Kemper-KY	25 / 40	93	110	84.5
13. Amy Monday-VA	24 / 41	49	66	74.2
14. Sylvianne Moisan-PQ	9 / 40	54	68	79.4
15. Sue Twyman-NY	10 / 40	24	42	57.1
16. Bev Nathe-MN	21 / 41	35	50	70.0
17. Marlene Ray-TN	42 / 32	51	68	75.0
18. Opal Reno-AR	43 / 26	35	48	72.9
19. Gerry Brooks-ME	37 / 42	55	72	76.4

WINS- 10 LOSSES- 9 POINTS - 607 921 1232 74.8

12. Opal Reno-AR

OPPONENT'S NAME	SCORE	R	SP	%
1. Phyllis Negaard-MN	40 / 13	46	58	79.3
2. Connie J. Filley-ND	25 / 41	45	64	70.3
3. Sandy Janssens-ON	41 / 32	51	70	72.9
4. Edie McKinney-WI	42 / 16	28	40	70.0
5. Tina Tonnous-OH	40 / 27	56	74	75.7
6. Amy Francis-OH	42 / 25	56	68	82.4
7. Marlene Ray-TN	40 / 20	65	80	81.3
8. Annie Cote-PQ	14 / 40	19	36	52.8
9. Rose Diekamp-MO	41 / 22	33	48	68.8
10. Sue Snyder-KY	45 / 10	44	54	81.5
11. Mary Ann Peninger-KS	24 / 40	51	68	75.0
12. Gerry Brooks-ME	36 / 41	50	72	69.4
13. Sue Twyman-NY	39 / 40	62	82	75.6
14. Bev Nathe-MN	25 / 44	51	72	70.8
15. Becky Kemper-KY	6 / 41	43	62	69.4
16. Sylvianne Moisan-PQ	40 / 35	88	104	84.6
17. Amy Monday-VA	10 / 41	40	58	69.0
18. Angeline Moisan-PQ	26 / 43	29	48	60.4
19. Diane Cantin-PQ	16 / 42	37	54	68.5

WINS- 9 LOSSES- 10 POINTS - 592 894 1212 73.8

13. Marlene Ray-TN

OPPONENT'S NAME	SCORE	R	SP	%
1. Sandy Janssens-ON	40 / 29	48	66	72.7
2. Amy Francis-OH	41 / 6	40	46	87.0
3. Edie McKinney-WI	42 / 14	34	44	77.3
4. Mary Ann Peninger-KS	33 / 42	46	64	71.9
5. Diane Cantin-PQ	14 / 41	42	60	70.0
6. Gerry Brooks-ME	40 / 28	48	66	72.7
7. Opal Reno-AR	20 / 40	60	80	75.0
8. Tina Tonnous-OH	41 / 17	31	44	70.5
9. Sue Twyman-NY	38 / 40	71	94	75.5
10. Sylvianne Moisan-PQ	9 / 44	45	62	72.6
11. Bev Nathe-MN	38 / 41	39	58	67.2
12. Rose Diekamp-MO	45 / 19	50	68	73.5
13. Becky Kemper-KY	25 / 41	44	60	73.3
14. Connie J. Filley-ND	36 / 40	41	58	70.7
15. Phyllis Negaard-MN	44 / 34	68	84	81.0
16. Annie Cote-PQ	9 / 42	24	44	54.5
17. Angeline Moisan-PQ	32 / 42	48	68	70.6
18. Amy Monday-VA	23 / 40	49	68	72.1
19. Sue Snyder-KY	12 / 40	31	48	64.6

WINS- 7 LOSSES- 12 POINTS - 582 859 1182 72.7

14. Amy Francis-OH

OPPONENT'S NAME	SCORE	R	SP	%
1. Gerry Brooks-ME	41 / 36	47	66	71.2
2. Marlene Ray-TN	6 / 41	28	46	60.9
3. Angeline Moisan-PQ	37 / 43	65	88	73.9
4. Diane Cantin-PQ	14 / 45	39	58	67.2
5. Connie J. Filley-ND	42 / 38	59	80	73.8
6. Opal Reno-AR	25 / 42	49	68	72.1
7. Annie Cote-PQ	20 / 40	30	52	57.7
8. Sylvianne Moisan-PQ	5 / 41	35	52	67.3
9. Becky Kemper-KY	42 / 35	74	92	80.4
10. Bev Nathe-MN	33 / 42	47	70	67.1
11. Tina Tonnous-OH	41 / 19	36	50	72.0
12. Sue Twyman-NY	33 / 41	45	68	66.2
13. Sandy Janssens-ON	26 / 40	47	68	69.1
14. Sue Snyder-KY	41 / 36	61	82	74.4
15. Rose Diekamp-MO	32 / 42	44	66	66.7
16. Amy Monday-VA	26 / 40	44	60	73.3
17. Phyllis Negaard-MN	45 / 21	37	54	68.5
18. Mary Ann Peninger-KS	7 / 40	20	36	55.6
19. Edie McKinney-WI	41 / 12	39	52	75.0

WINS- 7 LOSSES- 12 POINTS - 557 846 1208 70.0

15. Sandy Janssens-ON

OPPONENT'S NAME	SCORE	R	SP	%
1. Marlene Ray-TN	29 / 40	45	66	68.2
2. Sue Twyman-NY	24 / 42	62	76	81.6
3. Opal Reno-AR	32 / 41	49	70	70.0
4. Gerry Brooks-ME	41 / 12	46	54	85.2
5. Mary Ann Peninger-KS	18 / 43	51	66	77.3
6. Rose Diekamp-MO	40 / 18	37	48	77.1
7. Connie J. Filley-ND	42 / 12	55	60	91.7
8. Angeline Moisan-PQ	15 / 43	22	42	52.4
9. Tina Tonnous-OH	41 / 6	34	42	81.0
10. Phyllis Negaard-MN	24 / 40	36	56	64.3
11. Sylvianne Moisan-PQ	7 / 41	52	72	72.2
12. Bev Nathe-MN	14 / 42	52	72	72.2
13. Amy Francis-OH	40 / 26	53	68	77.9
14. Becky Kemper-KY	11 / 41	33	52	63.5
15. Annie Cote-PQ	19 / 42	51	68	75.0
16. Edie McKinney-WI	41 / 28	45	64	70.3
17. Diane Cantin-PQ	30 / 42	43	68	63.2
18. Sue Snyder-KY	7 / 40	32	50	64.0
19. Amy Monday-VA	32 / 41	73	94	77.7

WINS- 6 LOSSES- 13 POINTS - 507 871 1188 73.3

16. Gerry Brooks-ME

OPPONENT'S NAME	SCORE	R	SP	%
1. Amy Francis-OH	36 / 41	46	66	69.7
2. Edie McKinney-WI	42 / 23	41	56	73.2
3. Mary Ann Peninger-KS	40 / 34	46	62	74.2
4. Sandy Janssens-ON	12 / 41	36	54	66.7
5. Annie Cote-PQ	16 / 41	46	64	71.9
6. Marlene Ray-TN	28 / 40	46	66	69.7
7. Tina Tonnous-OH	13 / 41	29	48	60.4
8. Rose Diekamp-MO	41 / 6	27	32	84.4
9. Phyllis Negaard-MN	23 / 41	27	46	58.7
10. Connie J. Filley-ND	18 / 41	47	68	69.1
11. Becky Kemper-KY	19 / 41	53	70	75.7
12. Opal Reno-AR	41 / 36	51	72	70.8
13. Sylvianne Moisan-PQ	24 / 43	68	86	79.1
14. Amy Monday-VA	14 / 40	32	48	66.7
15. Bev Nathe-MN	23 / 42	71	88	80.7
16. Sue Twyman-NY	16 / 40	28	44	63.6
17. Sue Snyder-KY	34 / 41	58	78	74.4
18. Diane Cantin-PQ	23 / 42	42	62	67.7
19. Angeline Moisan-PQ	42 / 37	56	72	77.8

WINS- 5 LOSSES- 14 POINTS - 505 850 1182 71.9

17. Tina Tonnous-OH

OPPONENT'S NAME	SCORE	R	SP	%
1. Sylvianne Moisan-PQ	15 / 41	45	60	75.0
2. Becky Kemper-KY	15 / 40	26	44	59.1
3. Bev Nathe-MN	31 / 41	41	60	68.3
4. Sue Twyman-NY	30 / 40	39	64	60.9
5. Opal Reno-AR	27 / 40	52	74	70.3
6. Angeline Moisan-PQ	32 / 40	48	70	68.6
7. Gerry Brooks-ME	41 / 13	37	48	77.1
8. Marlene Ray-TN	17 / 41	24	44	54.5
9. Sandy Janssens-ON	6 / 41	23	42	54.8
10. Amy Monday-VA	16 / 45	50	70	71.4
11. Amy Francis-OH	19 / 41	30	50	60.0
12. Diane Cantin-PQ	10 / 41	22	38	57.9
13. Sue Snyder-KY	42 / 39	52	74	70.3
14. Edie McKinney-WI	40 / 36	45	66	68.2
15. Mary Ann Peninger-KS	19 / 42	52	70	74.3
16. Phyllis Negaard-MN	42 / 17	40	52	76.9
17. Connie J. Filley-ND	16 / 40	30	46	65.2
18. Rose Diekamp-MO	40 / 37	46	64	71.9
19. Annie Cote-PQ	24 / 40	40	60	66.7

WINS- 5 LOSSES- 14 POINTS - 482 742 1096 67.7

18. Phyllis Negaard-MN

OPPONENT'S NAME	SCORE	R	SP	%
1. Opal Reno-AR	13 / 40	37	58	63.8
2. Diane Cantin-PQ	15 / 40	34	48	70.8
3. Sue Snyder-KY	27 / 42	49	66	74.2
4. Amy Monday-VA	5 / 45	19	36	52.8
5. Sylvianne Moisan-PQ	18 / 41	33	48	68.8
6. Becky Kemper-KY	10 / 42	35	54	64.8
7. Angeline Moisan-PQ	29 / 41	40	58	69.0
8. Bev Nathe-MN	17 / 44	47	70	67.1
9. Gerry Brooks-ME	41 / 23	33	46	71.7
10. Sandy Janssens-ON	40 / 24	42	56	75.0
11. Sue Twyman-NY	3 / 42	33	50	66.0
12. Connie J. Filley-ND	39 / 41	59	86	68.6
13. Rose Diekamp-MO	40 / 38	40	64	62.5
14. Annie Cote-PQ	41 / 39	62	82	75.6
15. Marlene Ray-TN	34 / 44	65	84	77.4
16. Tina Tonnous-OH	17 / 42	32	52	61.5
17. Amy Francis-OH	21 / 45	30	54	55.6
18. Edie McKinney-WI	40 / 23	28	46	60.9
19. Mary Ann Peninger-KS	3 / 43	19	34	55.9

WINS- 5 LOSSES- 14 POINTS - 453 737 1092 67.5

19. Rose Diekamp-MO


OPPONENT'S NAME	SCORE	R	SP	%
1. Bev Nathe-MN	26 / 41	54	76	71.1
2. Amy Monday-VA	25 / 40	37	56	66.1
3. Sylvianne Moisan-PQ	18 / 42	60	80	75.0
4. Becky Kemper-KY	18 / 40	39	58	67.2
5. Angeline Moisan-PQ	35 / 42	47	64	73.4
6. Sandy Janssens-ON	18 / 40	31	48	64.6
7. Diane Cantin-PQ	18 / 42	42	60	70.0
8. Gerry Brooks-ME	6 / 41	16	32	50.0
9. Opal Reno-AR	22 / 41	28	48	58.3
10. Sue Twyman-NY	33 / 41	62	84	73.8
11. Edie McKinney-WI	40 / 17	37	52	71.2
12. Marlene Ray-TN	19 / 45	42	68	61.8
13. Phyllis Negaard-MN	38 / 40	41	64	64.1
14. Mary Ann Peninger-KS	23 / 42	73	90	81.1
15. Amy Francis-OH	42 / 32	48	66	72.7
16. Sue Snyder-KY	14 / 40	36	56	64.3
17. Annie Cote-PQ	22 / 41	38	54	70.4
18. Tina Tonnous-OH	37 / 40	46	64	71.9
19. Connie J. Filley-ND	22 / 45	31	48	64.6

WINS- 2 LOSSES- 17 POINTS - 476 808 1168 69.2


20. Edie McKinney-WI

OPPONENT'S NAME	SCORE	R	SP	%
1. Angeline Moisan-PQ	37 / 40	54	76	71.1
2. Gerry Brooks-ME	23 / 42	35	56	62.5
3. Marlene Ray-TN	14 / 42	24	44	54.5
4. Opal Reno-AR	16 / 42	20	40	50.0
5. Becky Kemper-KY	3 / 45	17	32	53.1
6. Sue Twyman-NY	28 / 40	39	62	62.9
7. Sylvianne Moisan-PQ	19 / 43	51	70	72.9
8. Sue Snyder-KY	22 / 43	44	62	71.0
9. Bev Nathe-MN	1 / 44	19	36	52.8
10. Diane Cantin-PQ	13 / 41	32	52	61.5
11. Rose Diekamp-MO	17 / 40	30	52	57.7
12. Annie Cote-PQ	28 / 45	38	58	65.5
13. Connie J. Filley-ND	16 / 43	21	38	55.3
14. Tina Tonnous-OH	36 / 40	43	66	65.2
15. Amy Monday-VA	30 / 41	65	84	77.4
16. Sandy Janssens-ON	28 / 41	40	64	62.5
17. Mary Ann Peninger-KS	10 / 40	21	38	55.3
18. Phyllis Negaard-MN	23 / 40	23	46	50.0
19. Amy Francis-OH	12 / 41	30	52	57.7

WINS- 0 LOSSES- 19 POINTS - 376 646 1028 62.8



Sylvianne Moisan—Women A



Becky Kemper—Women B



Kathy Yaworski—Women C

WOMENS DIVISION A FINALS 1997 WORLD

Pos	Name	State	Ent	Av	W	L	R	SP	%
1.	Sylvianne Moisan	PQ	82.86	14	1		504	600	84.00
2.	Sue Twyman	NY	75.41	12	3		478	600	79.67
3.	Bev Nathe	MN	81.05	11	4		491	600	81.83
4.	Gerry Brooks	ME	79.54	10	5		467	600	77.83
5.	Diane Cantin	PQ	83.33	9	6		472	600	78.67
6.	Amy Monday	VA	81.59	8	7		465	600	77.50
7.	Sandy Janssens	ON	88.40	8	7		444	600	74.00
8.	Teddy * Guillotte	CA	76.80	8	7		429	600	71.50
9.	Amy Francis	OH	79.69	7	8		426	600	71.00
10.	Connie J. Filley	ND	77.11	7	8		419	600	69.83
11.	Marlene Ray	TN	78.73	6	9		444	600	74.00
12.	Sue Snyder	KY	85.45	6	9		437	600	72.83
13.	Mary Ann Peninger	KS	76.29	6	9		423	600	70.50
14.	Joan Elmore	TN	75.77	3	12		391	600	65.17
15.	Debbi Alexander	NH	78.93	3	12		391	600	65.17
16.	Maxine Griffith	TN	76.57	2	13		388	600	64.67

WOMENS DIVISION B FINALS 1997 WORLD


Pos	Name	State	Ent	Av	W	L	R	SP	%
1.	Becky Kemper	KY	71.88	13	2		492	600	82.00
2.	Opal Reno	AR	71.63	12	3		475	600	79.17
3.	Angeline Moisan	PQ	75.03	12	3		469	600	78.17
4.	Eddie McKinney	WI	69.76	9	6		424	600	70.67
5.	Phyllis Negaard	MN	71.44	9	6		420	600	70.00
6.	Carolyn Rice	OH	69.73	8.5	6.5		393	600	65.50
7.	Rose Diekamp	MO	72.19	7	8		416	600	69.33
8.	Annie Cote	PQ	75.12	7	8		416	600	69.33
9.	Lisa Maille	NH	71.25	7	8		407	600	67.83
10.	Aileen Drayer	PA	70.69	7	8		377	600	62.83
11.	Bernice Busch	BC	68.58	6.5	8.5		395	600	65.83
12.	Carol Simpson	ME	72.54	6.5	8.5		363	600	60.50
13.	Edi Holland	MN	70.74	6	9		410	600	68.33
14.	Katy Traquair	NH	69.41	3.5	11.5		332	600	55.33
15.	Myrna Kissick	AB	74.64	3	12		367	600	61.17
16.	Fran Carnahan	PA	69.38	3	12		317	600	52.83

WOMENS DIVISION C FINALS 1997 WORLD

Pos	Name	State	Ent	Av	W	L	R	SP	%
1.	Kathy Yaworski	MI	67.15	12	3		378	600	63.00
2.	Loree * Meier	MO	65.84	11.5	3.5		402	600	67.00
3.	Tina Tonnous	OH	65.60	11	4		412	600	68.67
4.	Renee Cowan	VA	66.54	9.5	5.5		365	600	60.83
5.	Gail Sluys	CA	63.79	9	6		378	600	63.00
6.	Marlene Cooper	OH	65.42	8	7		366	600	61.00
7.	Phyllis Yates	IN	64.41	8	7		346	600	57.67
8.	Traci Hastings	NY	66.93	7	8		339	600	56.50
9.	Kathy Sullivan	MA	64.06	6.5	8.5		348	600	58.00
10.	Lu Cave	MN	67.42	6.5	8.5		333	600	55.50
11.	Priscilla* Hedges	KS	68.21	6	9		362	600	60.33
12.	Donna Dodson	OH	66.20	6	9		356	600	59.33
13.	Judy Curtiss	MI	63.99	6	9		342	600	57.00
14.	Deborah Michaud	MA	66.38	5	10		317	600	52.83
15.	Bertha Baillargeon	MA	64.94	4	11		339	600	56.50
16.	Jane Smith	WI	66.81	4	11		310	600	51.67



Iris Sandham—Women D



Tiffany Gage—Women E



Helen Merrill—Women F

WOMENS DIVISION D FINALS 1997 WORLD

Pos	Name	State	Ent	Av	W	L	R	SP	%
1.	Iris * Sandham	GA	63.19	14	1		377	600	62.83
2.	Elda Hastings	ON	57.72	11	4		382	600	63.67
3.	Jean Brousseau	AB	59.23	11	4		363	600	60.50
4.	Sue Helene	WI	59.94	11	4		315	600	52.50
5.	Penny Steinke	WI	62.50	10	5		376	600	62.67
6.	Judy Dennis	MI	62.55	9	6		341	600	56.83
7.	Linda Kaercher	FL	61.78	9	6		331	600	55.17
8.	Jan Kreienkamp	MO	60.48	9	6		329	600	54.83
9.	Rosalie * Judy	WV	56.89	8	7		346	600	57.67
10.	Kathy Burkett	PA	56.90	8	7		286	600	47.67
11.	Sally * Grooms	NE	59.32	7	8		337	600	56.17
12.	Pam Steinke	WI	59.18	4	11		317	600	52.83
13.	Cyrena * Srenaski	WI	56.66	3	12		290	600	48.33
14.	Solange Leclerc	PQ	63.47	3	12		255	600	42.50
15.	Paula Hunsicker	TN	61.21	3	12		231	600	38.50
16.	Pacer Pacer			0	15		0	0	0.00

WOMENS DIVISION E FINALS 1997 WORLD

Pos	Name	State	Ent	Av	W	L	R	SP	%
1.	Tiffany Gage	MN	54.72	12	3		340	600	56.67
2.	Dorothy * Falk	MI	56.33	11	4		320	600	53.33
3.	Lise Dufault	PQ	56.07	10.5	4.5		303	600	50.50
4.	Phyllis * Davids	WI	56.03	10	5		316	600	52.67
5.	Marian Gee	NY	52.59	10	5		307	600	51.17
6.	Marie Zichella	NY	55.23	9.5	5.5		280	600	46.67
7.	Evelyn * Moore	AB	53.71	8.5	6.5		274	600	45.67
8.	Hazel Fleshman	MD	54.66	8	7		289	600	48.17
9.	Reba Wenck	WV	53.59	7	8		288	600	48.00
10.	Dorothy Butts	BC	55.65	7	8		253	600	42.17
11.	Jean * Smith	WA	54.75	6.5	8.5		252	600	42.00
12.	Ida * Hostrup	WI	54.09	6	9		225	600	37.50
13.	Heather * Morrison	ON	53.49	5	10		254	600	42.33
14.	Mildred * Boyer	PA	52.84	5	10		253	600	42.17
15.	Audrey Brownridge	ON	54.58	4	11		249	600	41.50
16.	Pacer Pacer			0	15		0	0	0.00

WOMENS DIVISION F FINALS 1997 WORLD

Pos	Name	State	Ent	Av	W	L	R	SP	%
1.	Helen * Merrill	KS	50.90	13	2		309	600	51.50
2.	Denise Bibeau	PQ	52.45	11	4		314	600	52.33
3.	Ruth Hudson	MO	51.59	10.5	4.5		338	600	56.33
4.	Sandra Gates	MI	50.32	10.5	4.5		322	600	53.67
5.	Carol * Sperber	WA	52.16	10	5		289	600	48.17
6.	Jane Meier	WI	51.20	8	7		310	600	51.67
7.	Ellen Maille	NH	52.04	8	7		307	600	51.17
8.	Karen Graham	NY	50.92	8	7		303	600	50.50
9.	Cleo Wardle	UT	52.36	7	8		267	600	44.50
10.	Karen McLachlin	ON	52.49	6.5	8.5		293	600	48.83
11.	Marlys Timm	MN	49.30	6	9		289	600	48.17
12.	Betty * Higley	OH	49.87	6	9		251	600	41.83
13.	Judy Brittain	NC	50.47	5.5	9.5		267	600	44.50
14.	Jeanette Claas	MO	51.42	5	10		259	600	43.17
15.	Vicki Scott	KY	50.11	5	10		252	600	42.00
16.	Pacer Pacer			0	15		0	0	0.00



Laura Nahls—Women G



Midred Huff—Women H



Margaret Schnarr—Women I

WOMENS DIVISION G FINALS 1997 WORLD


Pos	Name	State	Ent	Av	W	L	R	SP	%
1.	Laura Nahls	ON	46.84	13	2	355	600	59.17	
2.	Josette Desbois	PQ	47.56	11	4	290	600	48.33	
3.	Elaine * Troullier	WI	46.91	10.5	4.5	309	600	51.50	
4.	Mary Beeson	MO	47.43	9	6	280	600	46.67	
5.	Deb Taulbee	IN	49.20	8	7	280	600	46.67	
6.	Donna Spinks	ON	47.28	8	7	267	600	44.50	
7.	Carol Holmes	NE	48.01	8	7	267	600	44.50	
8.	Rejeanne Pedneault	PQ	47.68	8	7	236	600	39.33	
9.	Carol Martin	MO	47.10	7	8	280	600	46.67	
10.	Phylliss Von Thun	IA	48.73	7	8	278	600	46.33	
11.	Roxanne Maxson	PA	48.52	7	8	246	600	41.00	
12.	Rejeanne Lamarche	PQ	46.87	6.5	8.5	217	600	36.17	
13.	Pat Beaumont	ON	47.10	6	9	245	600	40.83	
14.	Judy Oliphant	FL	48.93	6	9	243	600	40.50	
15.	Cornelia Snell	ON	48.32	5	10	183	600	30.50	
16.	Pacer Pacer			0	15	0	0	0.00	

WOMENS DIVISION H FINALS 1997 WORLD


Pos	Name	State	Ent	Av	W	L	R	SP	%
1.	Mildred Huff	ME	45.59	13	2	332	600	55.33	
2.	Barbara Elliott	KY	46.55	11	4	302	600	50.33	
3.	Carol Kinzie	ON	44.44	10	5	341	600	56.83	
4.	Lou Conklin	CO	45.56	10	5	277	600	46.17	
5.	Della Matheny	AR	45.77	9	6	284	600	47.33	
6.	Millie Thompson	ME	46.15	9	6	265	600	44.17	
7.	Teresa Donar	WI	46.01	7	8	283	600	47.17	
8.	Dianna Guill	OH	44.93	7	8	261	600	43.50	
9.	Frances * Curtis	NY	44.60	7	8	259	600	43.17	
10.	Fran Mieske	MI	44.66	7	8	239	600	39.83	
11.	Mary * Spooner	ON	44.88	7	8	239	600	39.83	
12.	Gloria * Smith	WI	44.84	6.5	8.5	228	600	38.00	
13.	Kathy Hanson	WI	44.72	6.5	8.5	226	600	37.67	
14.	Rosemary Wright	NY	44.27	6	9	206	600	34.33	
15.	Marge Boudrias	NH	46.62	4	11	209	600	34.83	
16.	Emma Stone	PA	44.33	0	15	42	200	21.00	

WOMENS DIVISION I FINALS 1997 WORLD


Pos	Name	State	Ent	Av	W	L	R	SP	%
1.	Margaret Schnarr	ON	42.39	14	1	302	600	50.33	
2.	Marilyn McElhinney	ON	43.79	12	3	246	600	41.00	
3.	Judy Goetz	ON	43.30	11.5	3.5	261	600	43.50	
4.	Kim Miller	ON	41.36	11	4	304	600	50.67	
5.	Hallie Romanelli	IL	43.80	9.5	5.5	238	600	39.67	
6.	Sharon Taylor	MO	43.37	8.5	6.5	259	600	43.17	
7.	Betty Boudreaux	LA	43.83	8.5	6.5	205	600	34.17	
8.	Patricia Strain	LA	42.18	8	7	251	600	41.83	
9.	Eileen F Fox	FL	43.77	8	7	248	600	41.33	
10.	Pat Brotherton	CA	42.20	8	7	246	600	41.00	
11.	Annie Rayner	BC	41.41	7	8	241	600	40.17	
12.	Karen Reno	OH	42.80	6	9	187	600	31.17	
13.	Melody Kachik (40')	PA	42.94	5	10	210	600	35.00	
14.	Sue Busch	MO	42.98	2	13	102	600	17.00	
15.	Pacer Pacer			0	14	0	0	0.00	
16.	Pacer Pacer			0	14	0	0	0.00	



Deborah Morrison—Women J



Joyce Arledge—Women K



Lisa Conley—Women L

WOMENS DIVISION J FINALS 1997 WORLD

Pos	Name	State	EntAv	W	L	R	SP	%
1.	Deborah Morrison	ME	39.46	13	2	276	600	46.00
2.	Marilyn Morgan	ON	40.58	12	3	277	600	46.17
3.	Shirley Wahlie	OH	38.05	12	3	263	600	43.83
4.	Gwen Sharp	KY	39.33	10	5	252	600	42.00
5.	Katie Frazee	NY	39.96	10	5	247	600	41.17
6.	Lorraine Valentino	NY	40.21	9	6	249	600	41.50
7.	Ardith King	OK	38.78	8	7	239	600	39.83
8.	Audrey Griffin	PA	39.72	8	7	227	600	37.83
9.	Starlett Bacon	MI	38.01	7.5	7.5	219	600	36.50
10.	Mary Rutherford	MI	41.13	7.5	7.5	206	600	34.33
11.	Margaret Wilkinson	NY	39.22	7	8	235	600	39.17
12.	Phyllis Quist	WA	38.81	5.5	9.5	197	600	32.83
13.	Janet Dunsmore	PA	38.81	4	11	184	600	30.67
14.	Dorothy Farmer	ON	38.18	3	12	88	600	14.67
15.	Joan Sanders	OH	38.71	2.5	12.5	131	600	21.83
16.	Marie-Paule Fortin	PQ	39.27	1	14	189	600	31.50

WOMENS DIVISION K FINALS 1997 WORLD


Pos	Name	State	EntAv	W	L	R	SP	%
1.	Joyce Arledge	OH	37.29	14	3	279	680	41.03
2.	Glynn Schmidt	LA	36.84	12	4	264	640	41.25
3.	Vicki Reinhart	ON	36.42	12	4	265	640	41.41
4.	Jennie * Hill	NY	36.27	11	4	217	600	36.17
5.	Marjorie McMullen	ON	35.76	10	5	220	600	36.67
6.	Kara Vannoy	VA	36.93	9	6	225	600	37.50
7.	Lou McConnell	KS	35.32	9	6	222	600	37.00
8.	Virginia Anderson	OK	36.38	9	6	187	600	31.17
9.	Linda Roeder	ON	36.93	8	7	231	600	38.50
10.	Barbara Adams	ON	35.55	7	8	200	600	33.33
11.	Ronnete Corte	CT	35.52	7	8	159	600	26.50
12.	Bettyanne Ellis	ON	36.18	6	9	194	600	32.33
13.	Sue Crawford	OH	37.21	3	12	172	600	28.67
14.	Suzanne Evans	MO	35.63	3	12	161	600	26.83
15.	Charlotte Ellis	KY	35.32	2	13	121	600	20.17
16.	Pacer Pacer			0	15	0	0	0.00

WOMENS DIVISION L FINALS 1997 WORLD


Pos	Name	State	EntAv	W	L	R	SP	%
1.	Lisa Conley	OH	33.88	15	0	297	600	49.50
2.	Janet E Horning	NY	33.87	12	3	229	600	38.17
3.	Cecile Ross	ON	32.81	10.5	4.5	178	600	29.67
4.	Frances Dominique	MO	32.90	10	5	188	600	31.33
5.	Lana Gerber	CT	34.56	9	6	165	600	27.50
6.	Yvonne Veldhuis	AB	34.26	8.5	6.5	206	600	34.33
7.	Cindy Chambers	OH	33.54	8.5	6.5	203	600	33.83
8.	Wendy Kruczek	MA	33.78	8	7	175	600	29.17
9.	Susan Wright	FL	33.95	8	7	165	600	27.50
10.	Charlene Pottruff	ON	34.47	7	8	190	600	31.67
11.	Marie-Claire Prive	PQ	34.81	7	8	164	600	27.33
12.	Judy Austin	MA	34.77	5	10	199	600	33.17
13.	Jean Mack	ON	34.21	5	10	161	600	26.83
14.	Margaret Kozik	NY	33.59	4	11	129	600	21.50
15.	Gloria Charbonneau	VT	33.98	1.5	13.5	115	600	19.17
16.	Bev Hittle	OH	34.47	1	14	137	600	22.83



Audrey Liedtke—Women M



Carol Kurt—Women N



Dianne Lasenby—Women O

WOMENS DIVISION M FINALS 1997 WORLD

Pos	Name	State	Ent	Av	W	L	R	SP	%
1.	Audrey Liedtke	ON	30.90	15	0		224	600	37.33
2.	Linda Bailey	OH	31.50	12.5	2.5		218	600	36.33
3.	June Yohn	IL	32.36	10	5		210	600	35.00
4.	Emily Evens	ON	32.35	9.5	5.5		184	600	30.67
5.	Connie Quillen	MI	32.03	9.5	5.5		179	600	29.83
6.	Ginger Cain	OK	31.01	9.5	5.5		164	600	27.33
7.	Marian McKee	IA	30.24	7	8		188	600	31.33
8.	Kim Price	NC	32.58	7	8		176	600	29.33
9.	Tina Stephenson	IN	31.42	7	8		146	600	24.33
10.	Irene * Wessels	ON	31.73	6.5	8.5		108	600	18.00
11.	Darlene Sisson	MA	31.18	6	9		167	600	27.83
12.	Janice Decker	MI	32.28	6	9		162	600	27.00
13.	Karen Franks	IN	31.84	6	9		152	600	25.33
14.	June Boivin	ON	30.40	5.5	9.5		140	600	23.33
15.	Myrna * Leef	WI	32.06	3	12		114	600	19.00
16.	Pacer Pacer			0	15		0	0	0.00

WOMENS DIVISION N FINALS 1997 WORLD

Pos	Name	State	Ent	Av	W	L	R	SP	%
1.	Carol Kurt	ON	29.43	15	0		236	600	39.33
2.	Lana Fuerst	OH	27.89	10	5		185	600	30.83
3.	Judy Guill	OH	30.06	9	6		219	600	36.50
4.	Darlene Wescott	NH	29.58	9	6		211	600	35.17
5.	Connie Crawford	OH	29.03	9	6		199	600	33.17
6.	Jeanne-Anne Adams	OH	29.78	9	6		176	600	29.33
7.	Avanelle Brown	OH	29.69	8.5	6.5		159	600	26.50
8.	Tamara Becker	ON	29.07	8	7		199	600	33.17
9.	Margaret Neabel	ON	29.09	8	7		162	600	27.00
10.	Mary * Macpherson	ON	29.71	7	8		190	600	31.67
11.	Celine Larouche	PQ	30.12	7	8		183	600	30.50
12.	Cheryl Singer	MI	28.17	6	9		143	600	23.83
13.	Gloria LaBelle	MI	28.93	5.5	9.5		144	600	24.00
14.	Rita Killgore	MO	29.85	5	10		135	600	22.50
15.	Sondra Grant	MO	30.15	4	11		167	600	27.83
16.	Pacer Pacer			0	15		0	0	0.00

WOMENS DIVISION O FINALS 1997 WORLD

Pos	Name	State	Ent	Av	W	L	R	SP	%
1.	Dianne Lasenby	ON	27.68	14	1		236	600	39.33
2.	Toni Mattern	ON	27.35	13	2		241	600	40.17
3.	Lorie Caddick	ON	27.56	10.5	4.5		197	600	32.83
4.	Cookie Elmer	NJ	27.21	10	5		194	600	32.33
5.	Anna Schuster	MI	27.48	8.5	6.5		179	600	29.83
6.	Eldora * Weldon	MO	27.68	8.5	6.5		168	600	28.00
7.	Polly Tyo	FL	27.17	8.5	6.5		166	600	27.67
8.	Joan A James	NY	27.55	8	7		190	600	31.67
9.	Ree Cutright	MO	26.62	8	7		173	600	28.83
10.	Leola * Peterson	UT	27.86	7	8		123	600	20.50
11.	Ginette Charette	PQ	26.29	6.5	8.5		144	600	24.00
12.	Dianne Nahls	ON	27.46	6	9		168	600	28.00
13.	Ruth * Teeter	ON	26.06	5	10		131	600	21.83
14.	Cathy Bisson	ON	27.03	4	11		158	600	26.33
15.	Barbara Baxter	WI	27.25	1.5	13.5		127	600	21.17
16.	Gail Kane	CA	27.54	1	14		50	600	8.33



Helen Mensinger—Women P



JoAnn Gould—Women Q



Marie Piotto—Women R

WOMENS DIVISION P FINALS 1997 WORLD

Pos	Name	State	Ent	Av	W	L	R	SP	%
1.	Helen Mensinger	NY	25.82	13	3		209	640	32.66
2.	Malinda Kuehl	ON	25.01	12	4		191	640	29.84
3.	Anna Bell	NY	23.70	11	4		191	600	31.83
4.	Jean Roseboom	ON	24.03	11	4		156	600	26.00
5.	Diane Chaunt	PQ	25.01	9	6		184	600	30.67
6.	Dee Moore	ON	25.01	9	6		169	600	28.17
7.	Dee Vela	MI	23.14	9	6		136	600	22.67
8.	Roz Parr	ON	22.59	9	6		120	600	20.00
9.	Willa Thompson	IN	24.75	8	7		107	600	17.83
10.	Laurette Samain	FL	23.09	7	8		178	600	29.67
11.	Linda Brink	OH	25.81	7	8		136	600	22.67
12.	Susan Lee	ON	22.18	5	10		103	600	17.17
13.	Debbie Kijek	IL	21.86	4	11		102	600	17.00
14.	Debbie Carter	CA	22.87	4	11		96	600	16.00
15.	Carol * Heideman	ON	22.64	2	13		88	600	14.67
16.	Rose Mary Walker	NY	22.61	1	14		89	600	14.83

WOMENS DIVISION Q FINALS 1997 WORLD

Pos	Name	State	Ent	Av	W	L	R	SP	%
1.	Jo Ann Gould	NY	17.27	13	2		157	600	26.17
2.	Lois * Spiece	ON	19.38	12.5	2.5		194	600	32.33
3.	Evy Hooker	ON	19.87	12	3		137	600	22.83
4.	Debbie Skanes	ON	19.03	11	4		140	520	26.92
5.	Amy Umphries	TX	21.56	11	4		151	600	25.17
6.	Tonya Hix	VA	21.49	10	5		125	600	20.83
7.	Marilyn Hagen	ND	19.85	9	6		121	600	20.17
8.	Marta Newton	SD	21.75	8.5	6.5		143	600	23.83
9.	Brenda Messer	IN	21.15	8	7		63	400	15.75
10.	Jeanette Glass	KY	21.15	6.5	8.5		94	600	15.67
11.	Elaine Tracy	NY	17.54	5.5	9.5		93	600	15.50
12.	Shirley * Paquette	AB	21.69	4	11		73	600	12.17
13.	Jan Collier	GA	19.29	4	11		70	600	11.67
14.	Sandy Chilton	ON	20.38	3	12		80	600	13.33
15.	Joy Seaman	NY	20.79	2	13		74	600	12.33
16.	Pat Martin	ON	18.70	0	15		8	600	1.33

WOMENS DIVISION R FINALS 1997 WORLD

Pos	Name	State	Ent	Av	W	L	R	SP	%
1.	Marie Piotto	ON	14.89	15	0		164	600	27.33
2.	Rhonda Read	ON	17.08	12.5	2.5		122	600	20.33
3.	Setsuko Iba	JPN	15.00	11	4		132	600	22.00
4.	Deb Bargstadt	NE	7.86	11	4		122	600	20.33
5.	Tina Press	IL	8.43	10	5		104	600	17.33
6.	Laurie Donnelly	ON	15.45	10	5		90	600	15.00
7.	Joan * Dentrey	ON	14.90	8	7		101	600	16.83
8.	Lois Garner	IA	14.31	8	7		93	600	15.50
9.	Grace Fanjoy	ON	11.25	7.5	7.5		70	600	11.67
10.	Rhonda Kohel	NE	13.28	7	8		89	600	14.83
11.	Sharon Pfluegl	ON	14.68	6	9		85	600	14.17
12.	Mary Harwood	BC	10.01	4.5	10.5		65	600	10.83
13.	Deberah Shanks	ON	11.62	3.5	11.5		74	600	12.33
14.	Susanna Lee	MD	6.61	3.5	11.5		55	600	9.17
15.	Darlene Becker	ON	11.01	1.5	13.5		53	600	8.83
16.	Emiko Iwaki	JPN	6.00	1	14		35	600	5.83



Senior Women's Division Championship Class

Senior Women's Champion—Teddy Guillotte

SENIOR LADIES DIVISION - CHAMPIONSHIP CLASS 1997 WORLD									
Pos	Name	State	Ent	Av	W	L	R	SP	%
1.	Teddy Guillotte	CA	71.50		5	0	180	232	77.59
2.	Loree Meier	MO	67.00		3	2	195	288	67.71
3.	Iris Sandham	GA	62.83		3	2	166	268	61.94
4.	Sally Grooms	NE	56.17		2	3	132	234	56.41
5.	Priscilla Hedges	KS	60.33		1	4	135	240	56.25
6.	Rosalie Judy	WV	57.67		1	4	120	238	50.42

SENIOR LADIES DIVISION - CHAMPIONSHIP CLASS 1997 WORLD									
1. Teddy Guillotte-CA					2. Loree Meier-MO				
OPPONENT'S NAME	SCORE	R	SP	%	OPPONENT'S NAME	SCORE	R	SP	%
1. Sally Grooms-NE	40 / 6	41	48	85.4	1. Rosalie Judy-WV	45 / 13	31	42	73.8
2. Rosalie Judy-WV	42 / 3	27	32	84.4	2. Priscilla Hedges-KS	41 / 28	43	58	74.1
3. Iris Sandham-GA	40 / 17	29	44	65.9	3. Sally Grooms-NE	42 / 29	30	56	53.6
4. Priscilla Hedges-KS	40 / 2	26	38	68.4	4. Iris Sandham-GA	34 / 42	41	62	66.1
5. Loree Meier-MO	42 / 16	57	70	81.4	5. Teddy Guillotte-CA	16 / 42	50	70	71.4

WINS- 5 LOSSES- 0 POINTS - 204 180 232 77.6

WINS- 3 LOSSES- 2 POINTS - 178 195 288 67.7

3. Iris Sandham-GA				
OPPONENT'S NAME	SCORE	R	SP	%
1. Priscilla Hedges-KS	24 / 42	26	44	59.1
2. Sally Grooms-NE	42 / 20	32	46	69.6
3. Teddy Guillotte-CA	17 / 40	22	44	50.0
4. Loree Meier-MO	42 / 34	44	62	71.0
5. Rosalie Judy-WV	41 / 38	42	72	58.3

WINS- 3 LOSSES- 2 POINTS - 166 166 268 61.9

4. Sally Grooms-NE				
OPPONENT'S NAME	SCORE	R	SP	%
1. Teddy Guillotte-CA	6 / 40	31	48	64.6
2. Iris Sandham-GA	20 / 42	25	46	54.3
3. Loree Meier-MO	29 / 42	28	56	50.0
4. Rosalie Judy-WV	44 / 22	21	38	55.3
5. Priscilla Hedges-KS	41 / 26	27	46	58.7


WINS- 2 LOSSES- 3 POINTS - 140 132 234 56.4

5. Priscilla Hedges-KS				
OPPONENT'S NAME	SCORE	R	SP	%
1. Iris Sandham-GA	42 / 24	33	44	75.0
2. Loree Meier-MO	28 / 41	38	58	65.5
3. Rosalie Judy-WV	32 / 41	26	54	48.1
4. Teddy Guillotte-CA	2 / 40	15	38	39.5
5. Sally Grooms-NE	26 / 41	23	46	50.0

WINS- 1 LOSSES- 4 POINTS - 130 135 240 56.3

6. Rosalie Judy-WV				
OPPONENT'S NAME	SCORE	R	SP	%
1. Loree Meier-MO	13 / 45	21	42	50.0
2. Teddy Guillotte-CA	3 / 42	15	32	46.9
3. Priscilla Hedges-KS	41 / 32	29	54	53.7
4. Sally Grooms-NE	22 / 44	14	38	36.8
5. Iris Sandham-GA	38 / 41	41	72	56.9

WINS- 1 LOSSES- 4 POINTS - 117 120 238 50.4



Jr. Boys Division Championship Class

Jr. Boys Champion—Jeremy Umphries

JUNIOR BOYS DIVISION - CHAMPIONSHIP CLASS 1997 WORLD

Pos	Name	State	W	L	R	SP	%
1.	Jeremy Umphries	TX	5	1	320	398	80.40
2.	Branson Miller	VA	4	2	333	434	76.73
3.	Steve Morris	PA	3	2	238	312	76.28
4.	Marcus Mosness	MT	2	3	218	304	71.71
5.	Ryan Baldwin	BC	1	4	224	322	69.57
6.	Adam Ellis	ON	1	4	154	242	63.64

JUNIOR BOYS DIVISION - CHAMPIONSHIP CLASS 1997 WORLD

1. Jeremy Umphries-TX								
OPPONENT'S NAME	SCORE	R	SP	%				
1. Ryan Baldwin-BC	40 / 33	52	66	78.8				
2. Adam Ellis-ON	40 / 9	38	42	90.5				
3. Branson Miller-VA	39 / 42	69	90	76.7				
4. Steve Morris-PA	40 / 23	51	66	77.3				
5. Marcus Mosness-MT	43 / 15	47	56	83.9				
6. Branson Miller-VA	40 / 35	63	78	80.8				
WINS- 5				LOSSES- 1	POINTS - 242	320	398	80.4


2. Branson Miller-VA								
OPPONENT'S NAME	SCORE	R	SP	%				
1. Steve Morris-PA	40 / 32	74	88	84.1				
2. Ryan Baldwin-BC	42 / 33	47	62	75.8				
3. Jeremy Umphries-TX	42 / 39	70	90	77.8				
4. Marcus Mosness-MT	22 / 40	46	68	67.6				
5. Adam Ellis-ON	42 / 17	35	48	72.9				
6. Jeremy Umphries-TX	35 / 40	61	78	78.2				
WINS- 4				LOSSES- 2	POINTS - 223	333	434	76.7

3. Steve Morris-PA								
OPPONENT'S NAME	SCORE	R	SP	%				
1. Branson Miller-VA	32 / 40	71	88	80.7				
2. Marcus Mosness-MT	45 / 13	43	52	82.7				
3. Adam Ellis-ON	42 / 19	39	50	78.0				
4. Jeremy Umphries-TX	23 / 40	45	66	68.2				
5. Ryan Baldwin-BC	41 / 26	40	56	71.4				
WINS- 3				LOSSES- 2	POINTS - 183	238	312	76.3

4. Marcus Mosness-MT								
OPPONENT'S NAME	SCORE	R	SP	%				
1. Adam Ellis-ON	25 / 40	30	46	65.2				
2. Steve Morris-PA	13 / 45	33	52	63.5				
3. Ryan Baldwin-BC	41 / 32	64	82	78.0				
4. Branson Miller-VA	40 / 22	54	68	79.4				
5. Jeremy Umphries-TX	15 / 43	37	56	66.1				
WINS- 2				LOSSES- 3	POINTS - 134	218	304	71.7

5. Ryan Baldwin-BC								
OPPONENT'S NAME	SCORE	R	SP	%				
1. Jeremy Umphries-TX	33 / 40	49	66	74.2				
2. Branson Miller-VA	33 / 42	43	62	69.4				
3. Marcus Mosness-MT	32 / 41	60	82	73.2				
4. Adam Ellis-ON	45 / 36	38	56	67.9				
5. Steve Morris-PA	26 / 41	34	56	60.7				
WINS- 1				LOSSES- 4	POINTS - 169	224	322	69.6

6. Adam Ellis-ON								
OPPONENT'S NAME	SCORE	R	SP	%				
1. Marcus Mosness-MT	40 / 25	35	46	76.1				
2. Jeremy Umphries-TX	9 / 40	28	42	66.7				
3. Steve Morris-PA	19 / 42	30	50	60.0				
4. Ryan Baldwin-BC	36 / 45	35	56	62.5				
5. Branson Miller-VA	17 / 42	26	48	54.2				
WINS- 1				LOSSES- 4	POINTS - 121	154	242	63.6



Jr. Girls Division Championship Class


Jr. Girls Champion—Rebecca King

JUNIOR GIRLS DIVISION - CHAMPIONSHIP CLASS 1997 WORLD


Pos	Name	State	W	L	R	SP	%
1.	Rebecca King	OK	5	0	135	220	61.36
2.	Michelle Jarrett	OK	4	1	157	240	65.42
3.	Bridget Moody	KY	2	3	156	278	56.12
4.	Stacy Sanders	OH	2	3	117	268	43.66
5.	Michelle Newton	SD	1	4	84	212	39.62
6.	Charlene Hix	VA	1	4	86	234	36.75

JUNIOR GIRLS DIVISION - CHAMPIONSHIP CLASS 1997 WORLD


1. Rebecca King-OK							2. Michelle Jarrett-OK							
OPPONENT'S NAME	SCORE	R	SP	%	OPPONENT'S NAME	SCORE	R	SP	%					
1. Michelle Newton-SD	40 / 3	18	22	81.8	1. Charlene Hix-VA	41 / 5	25	36	69.4					
2. Stacy Sanders-OH	45 / 3	19	28	67.9	2. Michelle Newton-SD	40 / 6	26	38	68.4					
3. Charlene Hix-VA	42 / 14	22	44	50.0	3. Bridget Moody-KY	42 / 27	46	64	71.9					
4. Bridget Moody-KY	41 / 31	41	68	60.3	4. Stacy Sanders-OH	42 / 33	24	44	54.5					
5. Michelle Jarrett-OK	40 / 37	35	58	60.3	5. Rebecca King-OK	37 / 40	36	58	62.1					
WINS- 5				LOSSES- 0				POINTS - 208				135	220	61.4
3. Bridget Moody-KY							4. Stacy Sanders-OH							
OPPONENT'S NAME	SCORE	R	SP	%	OPPONENT'S NAME	SCORE	R	SP	%					
1. Stacy Sanders-OH	39 / 43	34	72	47.2	1. Bridget Moody-KY	43 / 39	33	72	45.8					
2. Charlene Hix-VA	41 / 8	21	30	70.0	2. Rebecca King-OK	3 / 45	7	28	25.0					
3. Michelle Jarrett-OK	27 / 42	41	64	64.1	3. Michelle Newton-SD	31 / 41	27	54	50.0					
4. Rebecca King-OK	31 / 41	38	68	55.9	4. Michelle Jarrett-OK	33 / 42	21	44	47.7					
5. Michelle Newton-SD	41 / 5	22	44	50.0	5. Charlene Hix-VA	42 / 33	29	70	41.4					
WINS- 2				LOSSES- 3				POINTS - 179				156	278	56.1
5. Michelle Newton-SD							6. Charlene Hix-VA							
OPPONENT'S NAME	SCORE	R	SP	%	OPPONENT'S NAME	SCORE	R	SP	%					
1. Rebecca King-OK	3 / 40	6	22	27.3	1. Michelle Jarrett-OK	5 / 41	14	36	38.9					
2. Michelle Jarrett-OK	6 / 40	16	38	42.1	2. Bridget Moody-KY	8 / 41	10	30	33.3					
3. Stacy Sanders-OH	41 / 31	29	54	53.7	3. Rebecca King-OK	14 / 42	14	44	31.8					
4. Charlene Hix-VA	28 / 40	22	54	40.7	4. Michelle Newton-SD	40 / 28	25	54	46.3					
5. Bridget Moody-KY	5 / 41	11	44	25.0	5. Stacy Sanders-OH	33 / 42	23	70	32.9					
WINS- 1				LOSSES- 4				POINTS - 83				84	212	39.6
WINS- 4				LOSSES- 1				POINTS - 202				157	240	65.4
WINS- 2				LOSSES- 3				POINTS - 152				117	268	43.7
WINS- 1				LOSSES- 4				POINTS - 100				86	234	36.8



Steve Morris—Junior A



Michelle Jarret—Junior B




Rebecca King—Junior C

Junior Mixed Division


JUNIOR		DIVISION A FINALS 1997 WORLD						
Pos	Name	State	EntAv	W	L	R	SP	%
1.	Steve Morris	PA	74.13	15	1	474	640	74.06
2.	Marcus Mosness	MT	72.46	14	2	485	640	75.78
3.	Jeremy Umphries	TX	81.74	12	3	475	600	79.17
4.	Branson Miller	VA	75.22	12	3	448	600	74.67
5.	Adam Ellis	ON	78.27	11	4	430	600	71.67
6.	Allen Keen	IN	67.65	9	6	398	600	66.33
7.	Joseph Ramsdell III	ME	57.39	9	6	388	600	64.67
8.	Ryan Baldwin	BC	69.20	8.5	6.5	406	600	67.67
9.	Joseph Smith	IA	77.28	7.5	7.5	371	600	61.83
10.	David Bradley	IN	58.84	6	9	336	600	56.00
11.	Michael Newton	SD	70.06	5	10	370	600	61.67
12.	Ryan Roberts	OH	60.77	5	10	362	600	60.33
13.	Brent Keen	IN	57.29	4	11	328	600	54.67
14.	Jim Urie	MI	56.97	2	13	271	600	45.17

JUNIOR		DIVISION B FINALS 1997 WORLD						
Pos	Name	State	EntAv	W	L	R	SP	%
1.	Michelle * Jarrett	OK	47.47	12	2	356	560	63.57
2.	Dustin Dahl	WI	53.67	12	3	337	600	56.17
3.	Trever Philpott	ON	51.29	11	3	324	560	57.86
4.	Nathan Miller	VA	48.56	10	3	246	520	47.31
5.	Karl Hix	VA	53.31	9	4	323	520	62.12
6.	Matt Byrdwell	KY	46.35	8	5	233	520	44.81
7.	Jeremy Burgett	IN	51.61	7	6	258	520	49.62
8.	Shaun Strauss	ON	48.27	7	6	225	520	43.27
9.	Daniel Tanner	MI	47.95	4.5	8.5	184	520	35.38
10.	Michael Parkes	ON	51.13	4.5	8.5	158	520	30.38
11.	Barrent Dahl	WI	45.29	4	9	190	520	36.54
12.	Erin * Topp	BC	49.12	3	10	179	520	34.42
13.	Frank Quillen	MI	46.35	1	12	117	520	22.50


JUNIOR		DIVISION C FINALS 1997 WORLD						
Pos	Name	State	EntAv	W	L	R	SP	%
1.	Rebecca * King	OK	44.84	15	1	361	640	56.41
2.	Bridget * Moody	KY	42.42	14	2	340	640	53.13
3.	Richard Mallette	ON	35.08	11	4	281	600	46.83
4.	Jason McCormick	NY	33.04	10	5	241	600	40.17
5.	Levi Wood	WA	44.91	9.5	5.5	294	600	49.00
6.	Brandon Petro	PA	38.86	9	6	287	600	47.83
7.	Billy Metts	PA	29.92	9	6	280	600	46.67
8.	Stacey * Sanders	OH	33.49	8	7	282	600	47.00
9.	Daniel Smith	IA	43.58	6.5	8.5	249	600	41.50
10.	Michelle * Newton	SD	41.54	6	9	263	600	43.83
11.	Ron Mosness Jr.	MT	42.49	6	9	223	600	37.17
12.	Shaun Gallina	ON	43.39	5.5	9.5	228	600	38.00
13.	Tori * Eaton	CT	30.16	5	10	209	600	34.83
14.	Wesley Kemper	KY	39.96	3	12	212	600	35.33
15.	Autumn * Miller	VA	30.12	2.5	12.5	160	600	26.67
16.	Ryann * Reno	OH	31.54	1	14	147	600	24.50



Joel Schroeder—Junior D



Alan Shanks—Junior E



Clarke Boas—Junior F

JUNIOR

Pos	Name
1.	Joel Schroeder
2.	Charlene * Hix
3.	Justin Francart
4.	Tenesia * Mayer
5.	Shalee * Sebastian
6.	Tom Costa Jr
7.	Greg Kienia
8.	Jeremy Kramer
9.	Andrew Goetz
10.	Thomas Hix
11.	David Mead
12.	Adam Mead
13.	Becky * Botting
14.	Aaron Mead

DIVISION D FINALS 1997 WORLD

State	EntAv	W	L	R	SP	%
IN	24.43	13	0	215	520	41.35
VA	20.58	10	3	200	520	38.46
PA	25.23	10	3	165	520	31.73
NY	26.05	9.5	3.5	190	520	36.54
PA	28.96	6.5	6.5	169	520	32.50
WI	22.41	6.5	6.5	139	520	26.73
ME	21.88	6	7	174	520	33.46
WA	26.17	5.5	7.5	124	520	23.85
ON	26.96	5	8	159	520	30.58
VA	25.91	5	8	129	520	24.81
MN	28.19	4.5	8.5	127	520	24.42
MN	24.69	4	9	157	520	30.19
NY	25.47	3.5	9.5	105	520	20.19
MN	19.46	2	11	107	520	20.58

JUNIOR

Pos	Name
1.	Allan Shanks
2.	Tom Finn
3.	Kelly * Mallette
4.	Bonnie * Kruczek
5.	Elizabeth* Kennedy
6.	Brian McLachlin
7.	Matthew Greer
8.	David Cowan
9.	Tesa * Turner
10.	Felicia * Tanner
11.	Rob Mallette
12.	Kevin Malcolm
13.	Nicholas Gibson
14.	Pacer Pacer

DIVISION E FINALS 1997 WORLD


State	EntAv	W	L	R	SP	%
MI	13.88	12	1	201	520	38.65
PA	13.41	11	2	107	520	20.58
ON	18.09	9	4	138	520	26.54
MA	12.65	9	4	109	520	20.96
ON	11.84	8	5	116	520	22.31
ON	14.25	8	5	97	520	18.65
ON	13.63	6.5	6.5	108	520	20.77
VA	18.40	6	7	127	520	24.42
KS	15.31	6	7	74	520	14.23
MI	10.99	5	8	55	520	10.58
ON	10.75	4.5	8.5	69	520	13.27
MI	15.90	4	9	82	520	15.77
IN	11.25	2	11	62	520	11.92
		0	13	0	0	0.00

JUNIOR

Pos	Name
1.	Clarke Boas
2.	Drew Becker
3.	James Towle Jr
4.	Edward Boas III
5.	Antonio Lovett
6.	Clint Reno
7.	Kendra * Jarrett
8.	Shannon * Seaboy
9.	Chuck Costa
10.	Crystal * Mackay
11.	Robert Cornett
12.	Stephanie* Hagen
13.	Trina * Burk
14.	Rick Ventura III

DIVISION F FINALS 1997 WORLD

State	EntAv	W	L	R	SP	%
MD	9.57	12	1	145	520	27.88
ON	9.02	10	3	118	520	22.69
ON	9.10	9	4	97	520	18.65
MD	10.71	8	5	99	520	19.04
MI	9.31	8	5	89	520	17.12
OH	9.37	7	6	112	520	21.54
OK	7.50	7	6	73	520	14.04
SD	9.05	7	6	69	520	13.27
WI	10.43	6.5	6.5	64	520	12.31
ON	10.42	6	7	81	520	15.58
MD	7.67	3.5	9.5	61	520	11.73
MN	9.87	3	10	37	520	7.12
OK	6.44	2.5	10.5	44	520	8.46
CT	8.33	1.5	11.5	64	520	12.31



Wayne Seither—Junior G

Pos	Name	JUNIOR		DIVISION G FINALS 1997			WORLD		
		State	EntAv	W	L	R	SP	%	
1.	Wayne Seither	MD	3.96	12	1	63	520	12.12	
2.	Kristina * Wyn	MI	5.80	11	2	46	520	8.85	
3.	Danny Sanders	OH	4.22	10	3	35	520	6.73	
4.	Danielle * Rakstad	IL	3.61	9	4	37	520	7.12	
5.	Meredith * Boas	MD	2.83	8.5	4.5	27	520	5.19	
6.	Eric Marvin	IL	6.19	8	5	41	520	7.88	
7.	Justin MacIntyre	NJ	6.28	7	6	43	520	8.27	
8.	Kristy * Lalonde	ON	3.50	7	6	43	520	8.27	
9.	Matthew Lalonde	ON	3.33	5	8	18	520	3.46	
10.	Travis Turner	KS	2.96	4	9	30	520	5.77	
11.	Megan * Patterson	CT	2.75	4	9	16	520	3.08	
12.	Alexandra* Hagen	MN	5.00	3.5	9.5	11	520	2.12	
13.	Glen Quillen	MI	3.66	2	11	7	520	1.35	
14.	Pacer Pacer			0	13	0	0	0.00	

BILL VANDERBURG
HORSESHOE CO.
 115 Princess Street
 Rockwood, Ontario N0B-2K0
 905-567-9717



THE SHOES OF THE FUTURE

VIP: (CAST) Designed for the flop and the three-quarter turn. Has a good heavy lug. Thrown by the Canadian Women's Champ (1993) at 80.1%. Weight - M-H. (You'll love them).

CAN-AM: (CAST) A super shoe for the three-quarter turn, one and a-quarter and one and three-quarter turn. M-H.

CONDOR: (CAST) Designed for the flip. Perfectly balanced. Thumb indentation. Can be thrown up or down. Lugs down. Weight 2.8 / 2.9 / 2.10 lbs. L-M-H

PRICE: \$43.00 - Shipping & Taxes extra.

1 year guarantee / Order through your N.H.P.A. Representative

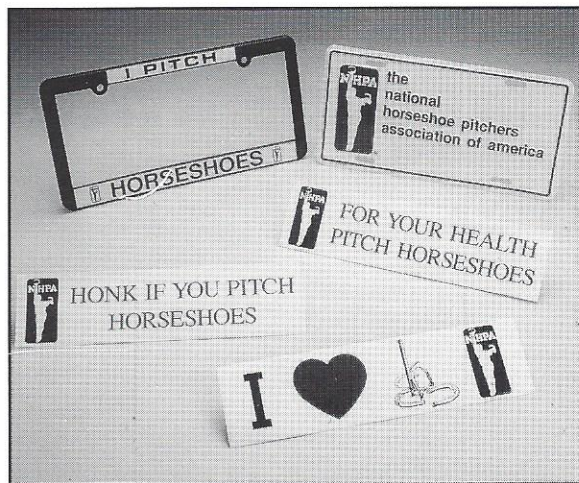

Tournament Travel Contacts

The following is a list of all NHPA Regional Directors and the states or territory they cover. Those of you who travel and want to get out-of-area tournament information, are encouraged to contact the appropriate Regional Director. Each RD maintains a full list of all NHPA sanctioned tournaments in their area. If your travel plans call for stops in several states and you need multiple state information, you might want to write the NHPA 5th Vice President who is in charge of all RDs. He should have copies of all the state schedules. The address for the 5th VP can be found on page 3 of this publication.

REGION REGIONAL DIRECTOR

- | | | | | | |
|------------------------|--|-----------------|---|-------------------|---|
| 1. Washington | Rick Rebman
Rt. 5, Box 5257
Hermiston, OR 97838
(541) 567-8560 | 15. N. Dakota | Clint Bryson
901 Custer St.
Belle Fourche, SD 57717
(605) 892-2195 | 33. Tennessee | Dexter Stallings
731 Reed Drive
Powell, TN 37849
(423) 947-7865 |
| 2. Oregon | | 16. S. Dakota | | 34. Georgia | Jerome Kennedy
Rt. 2, Box 1315
Hawkinsville, GA 31036
(912) 892-3885 |
| 3. Northern California | Gail Sluys
1721 San Ramon Way
Santa Rosa, CA 95409
(707) 538-3128 | 17. Nebraska | Pat Wemhoff
255 6th Ave., S.
Columbus, NE 68601
(402) 564-7323 | 35. Florida | Ron Deckard
7302 Brookview Circle
Tampa, FL 33634
(813) 884-2932 |
| 4. Southern California | Dave Garbani
317 E. Wilson Ave.
Ridgecrest, CA 93555
(619) 375-6376 | 18. Kansas | Duane Goodrich
1244 SW 32nd
Topeka, KS 66611
(913) 266-4745 | 36. Ohio | Earl Vansant
244 Deer Drive
Chardon, OH 44024
(330) 285-2552 |
| 6. Hawaii | John McCormack
91-941 Kalapu Street
Ewa Beach, HI 96706
(808) 689-8033 | 19. Missouri | Elwyn Cooper
6920 N.W. 78th Street
Kansas City, MO 64152
(816) 741-0043 | 37. West Virginia | Herb Murray
1303 Clyde Street
Parkersburg, WV 26101
(304) 428-5646 |
| 7. Nevada | Don Weaver
2206 Sunnyslope Ave.
Las Vegas, NV 89119
(702) 736-7348 | 20. Oklahoma | Ronnie Frederick
1015 19th Street
Woodward, OK 73801
(405) 256-2759 | 38. Virginia | Kevin Snelgrove
P.O. Box 625
Stuarts Draft, VA 24477
(504) 337-4689 |
| 9. Utah | Bud Schardine
354 Brookside Drive
Springville, UT 84663
(801) 489-6351 | 21. Arkansas | Jerry Kahle
75 Table Rock Drive
Holiday Island, AR 72631
501-253-6879 | 39. Pennsylvania | Frank Kallay
24 Tanager Drive
McKees Rocks, PA 15136
(412) 331-2472 |
| 10. Arizona | Cal Cordes
140 S. Pleasant Street
Prescott, AZ 86301
(520) 445-2859 | 22. Texas | Hazel McCall
4000 Huaco Lane
Waco, TX 76710
(817) 756-0771 | 40. N. Carolina | Rick Bolick Sr.
1882 Union Grove Rd.
Lenoir, NC 28654
(704) 728-8523 |
| 11. Montana | Rich Paul
P.O. Box 1012
Lincoln, MT 59639
(406) 362-4659 | 23. Minnesota | Len Lipovsky
14741 Guthrie Ave.
Apple Valley, MN 55124
(612) 953-0888 | 41. S. Carolina | Ron Taylor
116 Knox St.
Clover, SC 29710
803-222-3990 |
| 12. Wyoming | Pat Bacus
440 W. 3rd
Lovell, WY 82431
(307) 548-6593 | 24. Iowa | C. Leo Buell
1234 Arthur Street
Iowa City, IA 52240
(319) 338-8256 | 42. Maryland | Ray Matlock
202 Wellesley Ct.
Walkersville, MD 21793
(301) 846-3483 |
| 13. Colorado | Allen Baptist
Box F
Edwards, CO 81632
(970) 926-3381 | 25. Mississippi | Bill Calhoun
1307 Clearmont St.
Opelika, AL 36801
(334) 745-2356 | 43. Delaware | Lance Twyman
6320 CR 27
Canton, NY 13617
(315) 386-2404 |
| 14. New Mexico | Charles Knotts
P.O. Box 361
Logan, NM 88426
(505) 487-2248 | 26. Alabama | Ron Latiolais
12102 Turry Road
Gonzales, LA 70737
(504) 647-4992 | 44. New York | George St. Pierre
26 Beacon St., Unit 38B
Burlington, MA 01803
(617) 273-4007 |
| | | 27. Louisiana | Jim Haupt
5075 N. Elkhart Ave.
Milwaukee, WI 53217
(414) 964-2735 | 45. Maine | |
| | | 28. Wisconsin | Dave Shreve
2127 Lynn Street
Cahokia, IL 62206
(618) 332-2599 | 46. Vermont | |
| | | 29. Illinois | Steve Summerlin
198 O'Doherty
Brighton, MI 48116
(810) 220-4558 | 47. New Hampshire | |
| | | 30. Michigan | Jim Shilling
5044A CR 64
Spencerville, IN 46788
(219) 238-4879 | 48. Massachusetts | |
| | | 31. Indiana | R.O. Harris
112 Eastern Hills
Richmond, KY 40475
(606) 623-4659 | 49. Connecticut | |
| | | 32. Kentucky | | 50. Rhode Island | |
| | | | | 51. New Jersey | Ron Vogel
8 Orchard Road
Middlesex, NJ 08846
(908) 356-2046 |
| | | | | 52. Alaska | Pete Imhof
9031 Tern Dr.
Palmer, AK 99645
(907) 746-2030 |
| | | | | 61-72 Canada | Jack Adams
35 O'Neil Crescent
Saskatoon, SK
Canada S7N 1W7
(306) 373-5184 |

"LOOKING GOOD"



NHPA GAME RELATED SALES DISTRIBUTORS

EDWARD A. DOMEY
National Buyer
 P.O. Box 298
 Sutton, Massachusetts 01590
 (508) 865-9477 Phone or Fax

DENNIS OHMS
 777 W. Midvalley Road
 Cedar City, Utah 84720
 (801) 586-9352

GEORGE ANDERSON
 1869 Mourning Dove Drive
 Palm Harbor, Florida 34683
 (813) 786-1128

HORSESHOE PRO SHOP
 1240 S. 17th St.
 Columbus, Ohio 43206
 (614) 444-2127 Phone
 (614) 444-9976 Fax
 1-888-225-3547

WALLY SHIPLEY
 2646 Basswood Street
 Newport Beach, California 92660
 (714) 760-3658

CURLY SEIBOLD
 1043 Grayston Avenue
 Huntington, Indiana 46750
 (800) 356-3489

DAVE & PAT SENGER
 6052 W. Bragway, Apt. 1
 New Hope, Minnesota 55428
 (612) 533-8140 Local area
 (800) 584-0194 Out of area

**Support Your
 National Horseshoe
 Pitchers Association**

Contact a Distributor near you for the products shown in this ad and many other Game Related Items available from NHPA Game Related Sales.

NHPA NEWSLINE

Subscription Office

3085 76th St., Franksville, WI 53126

ADDRESS CORRECTION REQUESTED

BULK RATE
U.S. POSTAGE
PAID
PERMIT NO. 80
GRASS VALLEY, CA

American Tournament Shoe.

So widely used, it could even qualify for frequent flyer miles.

Here's why so many fly with The American Tournament Shoe.

1. Longer hooks grab
the stake

2. Ringer breaker rotates
shoe to lock in ringers

3. Caulks engineered
for balance

4. Finger positioner

Exclusive new
high-tech powder
coat finish.

Designed to lock in
ringers.

Manufactured of
forged steel.

Ideal for leagues, clubs and serious players.

Sanctioned by the National Horseshoe Pitchers'
Association, the recognized governing body of
the sport.



NHPA
APPROVED

 **St. Pierre**
MANUFACTURING CORPORATION

317 East Mountain Street

Worcester, MA 01606

Tel: (508) 853-8010 Fax: (508) 853-3860



Made in USA